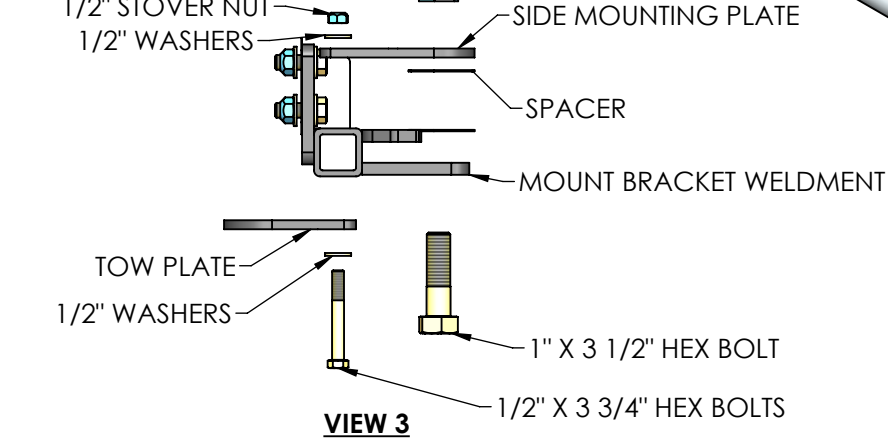
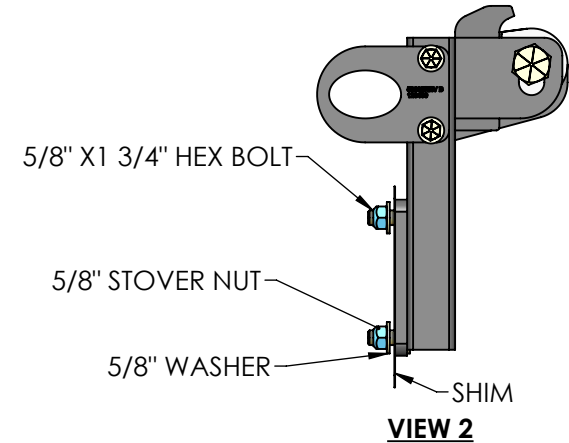
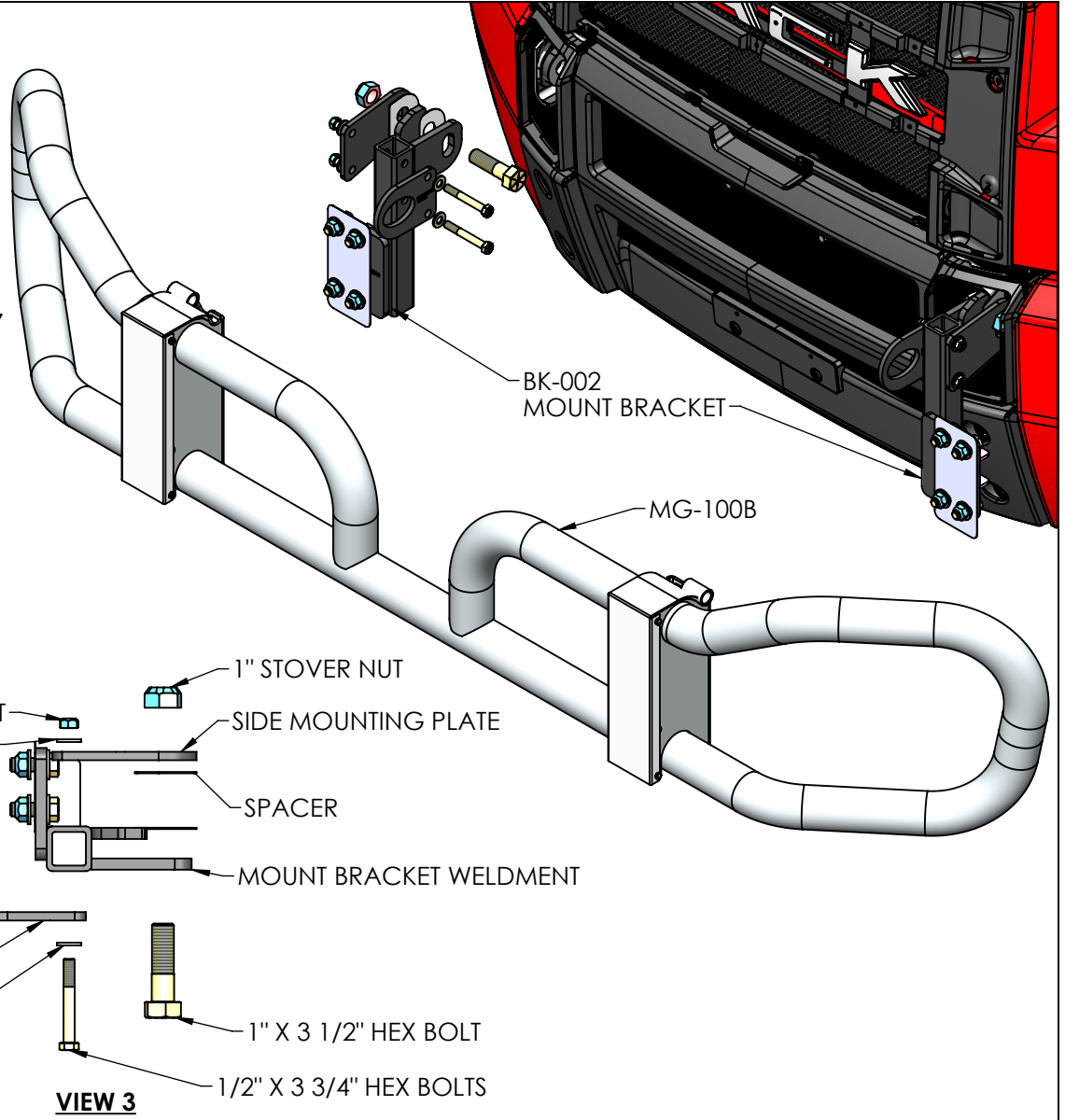


INSTALLING MG-100B/200B-300B

- 1) OPEN HOOD AND REMOVE FACTORY TOW SHACKLES. THE OEM BUMPER MIGHT HAVE TO BE REMOVED FIRST IN ORDER TO REMOVE THE TOW SHACKLES. THE OEM BUMPER SHOULD THEN BE INSTALLED BACK ON BEFORE INSTALLING THE MOUNTING BRACKETS.
- 2) FASTEN MOUNT BRACKETS TO TRUCK USING THE INCLUDED HARDWARE IN VIEW 3. THE SIDE MOUNTING PLATE AND SPACER IS MOUNTED ON THE OUTSIDE OF THE TRUCK AND THE TOW PLATE ON THE INSIDE.
HARDWARE/BRACKET: 1/2" X 3 1/2" BOLT (4), 1" X 3 3/4" BOLT (2), 1/2" STOVER NUT (4), 1/2" WASHERS (8), 1" STOVER NUT (2)
TIGHTEN 1/2" HARDWARE TO 57 FT-LBS
TIGHTEN 1" HARDWARE TO 400 FT-LBS
- 3) ATTACH THE MG-100B TO THE MOUNT BRACKETS USING THE TOP TWO ROWS OF SLOTS. SHIMS SHOULD BE PLACED BETWEEN THE GUARD AND THE MOUNTING BRACKETS.
HARDWARE: 5/8" NC X 1 3/4" BOLT, 5/8"WASHER & 5/8"STOVER NUT
TIGHTEN TO 112 FT-LBS (8 PLACES)
- 4) THE BUMPER GUARD IS NOW INSTALLED. HOOD CAN NOW BE CLOSED. REFER TO DRAWING #54268 FOR INSTALLING THE MG-200T/300T IF REQUIRED.



FRACTIONS CHART							
1/32	.03125	9/32	.28125	17/32	.53125	25/32	.78125
1/16	.0625	5/16	.3125	9/16	.5625	13/16	.8125
3/32	.09375	11/32	.34375	19/32	.59375	27/32	.84375
1/8	.125	3/8	.375	5/8	.625	7/8	.875
5/32	.15625	13/32	.40625	21/32	.65625	29/32	.90625
3/16	.1875	7/16	.4375	11/16	.6875	15/16	.9375
7/32	.21875	15/32	.46875	23/32	.71875	31/32	.96875
1/4	.25	1/2	.5	3/4	.75		

UNLESS OTHERWISE SPECIFIED DIMENSIONS ARE IN INCHES TOLERANCES ARE:

FRACTIONS	ANGLES
+/- 1/16"	+/- 1°
.XX"	.XXX"
+/- 0.03"	+/- 0.005"

DIMENSIONS TO SHARP POINTS

SHEET NAME Sheet1	TITLE MODULAR GUARD ON 2017 MACK ANTHEM				
CURRENT CUSTOMER	STOCK NUMBER	VENDOR NUMBER		WEIGHT - LB. 106.4	
WO#	DRAWN BY MD	DRAWN DATE 5/4/2020	CHECKED BY LS	CHECKED DATE 3/22/2021	REV. B
SCALE 1:12	MODELLER MD	DRAWING NUMBER AA-53430			NUMBER OF SHEETS 1