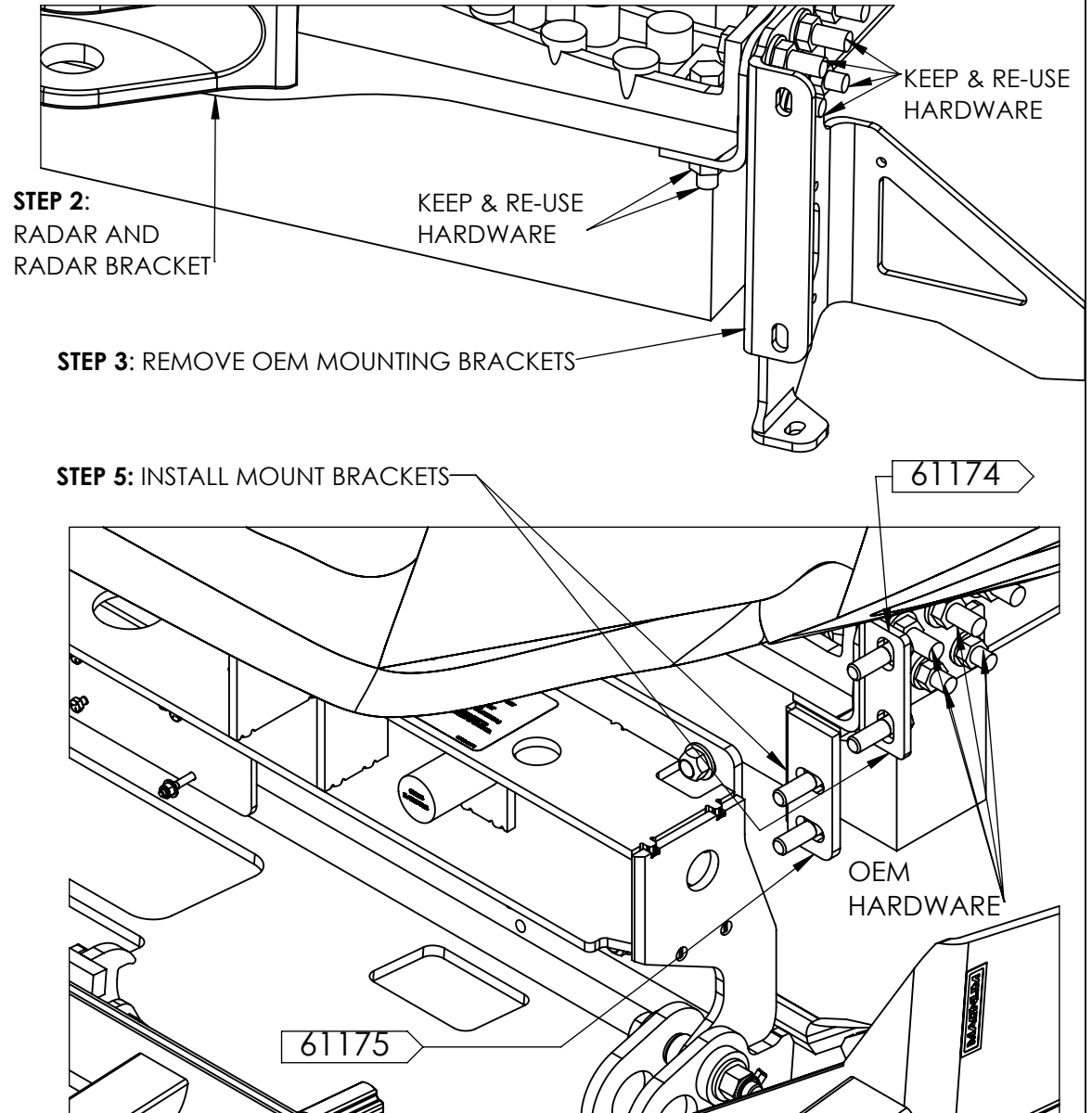


INSTALLING 17284 ON WESTERN STAR 49X SBA

1. REMOVE OEM BUMPER FROM TRUCK
2. IF EQUIPED, UNINSTALL RADAR FROM TRUCK AND RADAR BRACKET, OTHERWISE SKIP THIS STEP.
3. REMOVE OEM MOUNTING BRACKETS KEEPING THE HARDWARE SHOWN IN THE FIGURE (THEY WILL BE REUSED FOR THE BUMPER INSTALLATION).
4. INSTALL SUPPLIED MOUNT BRACKETS "61174, 61174M, 61175 & 61175M" TO THE FRAME USING THE OEM HARDWARE. (M VERSIONS ARE INSTALLED ON THE PASSENGER SIDE, WHILE NON-M VERSIONS ARE INSTALLED ON THE DRIVER SIDE).
6. ATTACH THE BUMPER TO THE TRUCK USING THE FOLLOWING SUPPLIED HARDWARE:
 5/8" X 2" GR.8 HEX BOLT (8)
 5/8" GR.C STOVER NUT (8) (TORQUE SPEC = 212FT-LBS)
 5/8" GR.8 FLAT WASHER (16)
7. INSTALL FOG LIGHTS IN BUMPER. (SEE SHEET 2)
8. IF EQUIPED, INSTALL RADAR ON BRACKET AND THEN INTO THE BUMPER (SEE SHEET 3).



MAGNUM TRAILER & EQUIPMENT INC.



FRACTIONS CHART

| | | | | | | | |
|------|--------|-------|--------|-------|--------|-------|--------|
| 1/32 | .03125 | 9/32 | .28125 | 17/32 | .53125 | 25/32 | .78125 |
| 1/16 | .0625 | 5/16 | .3125 | 9/16 | .5625 | 13/16 | .8125 |
| 3/32 | .09375 | 11/32 | .34375 | 19/32 | .59375 | 27/32 | .84375 |
| 1/8 | .125 | 3/8 | .375 | 5/8 | .625 | 7/8 | .875 |
| 5/32 | .15625 | 13/32 | .40625 | 21/32 | .65625 | 29/32 | .90625 |
| 3/16 | .1875 | 7/16 | .4375 | 11/16 | .6875 | 15/16 | .9375 |
| 7/32 | .21875 | 15/32 | .46875 | 23/32 | .71875 | 31/32 | .96875 |
| 1/4 | .25 | 1/2 | .5 | 3/4 | .75 | | |

UNLESS OTHERWISE SPECIFIED DIMENSIONS ARE IN INCHES TOLERANCES ARE:
 FRACTIONS ANGLES
 +/- 1/16" +/- 1°
 .XX" .XXX"
 +/- 0.03" +/- 0.005"

DIMENSIONS TO SHARP POINTS

| SHEET NAME | | TITLE | | | |
|------------------|--------------|---|------------|--------------|------------------|
| BUMPER | | 17285 ON A WESTERN STAR 49X SBA SEVERE DUTY TOW | | | |
| CURRENT CUSTOMER | STOCK NUMBER | VENDOR NUMBER | | WEIGHT - LB. | |
| | | | | 346. | |
| WO# | DRAWN BY | DRAWN DATE | CHECKED BY | CHECKED DATE | REV. |
| | MD | 7/20/2022 | LS | 8/9/2022 | |
| SCALE | MODELLER | DRAWING NUMBER | | | NUMBER OF SHEETS |
| 1:12 | MD | AA-61108 | | | |

INSTALLING FOG LIGHT

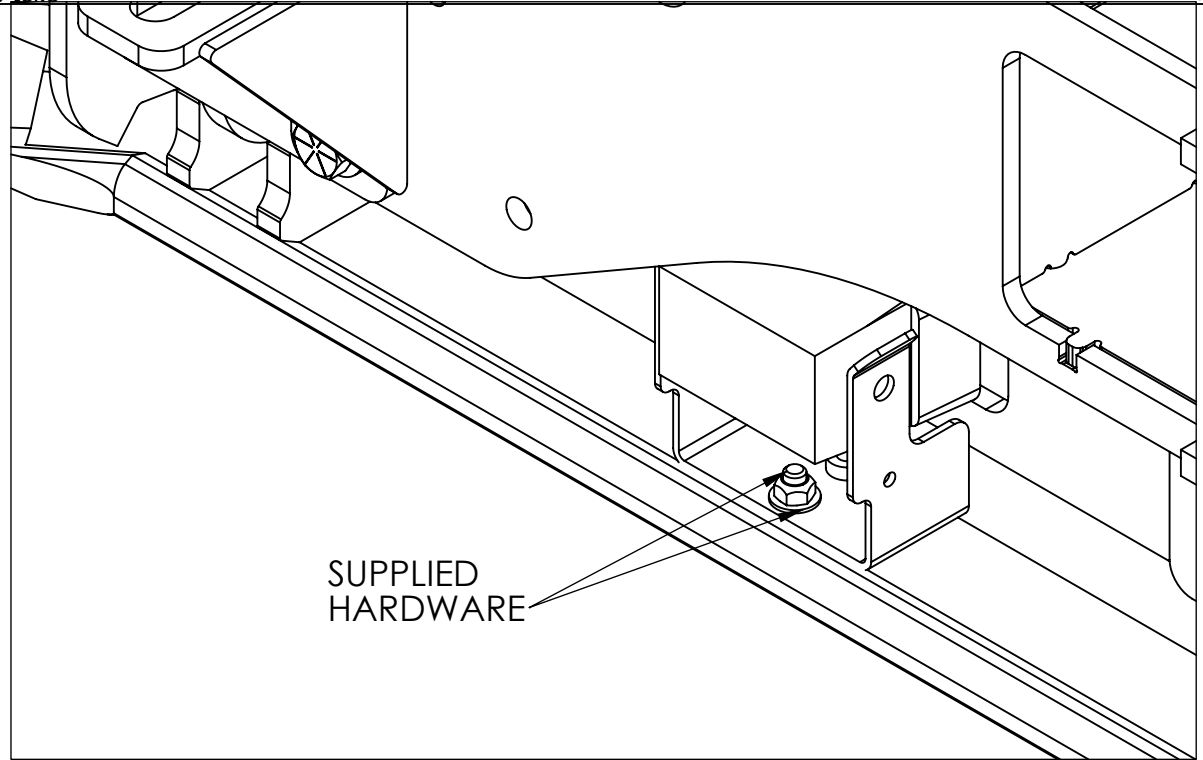
ATTACH FOG LIGHT TO THE ANGLE ALUMINUM BRACKET USING THE SUPPLIED HARDARE AND OEM HARDARE:

SUPPLIED:

- 3/8" X 1" GR.5 HEX BOLT (2)
- 3/8" GR.C STOVER NUT (2)
- 3/8" GR.2 FLAT WASHER (4)

OEM HARDWARE:

- M10 HEX BOLT (2)
- M10 WASHER (2)



SUPPLIED HARDWARE

MAGNUM TRAILER & EQUIPMENT INC.



FRACTIONS CHART

| | | | | | | | |
|------|--------|-------|--------|-------|--------|-------|--------|
| 1/32 | .03125 | 9/32 | .28125 | 17/32 | .53125 | 25/32 | .78125 |
| 1/16 | .0625 | 5/16 | .3125 | 9/16 | .5625 | 13/16 | .8125 |
| 3/32 | .09375 | 11/32 | .34375 | 19/32 | .59375 | 27/32 | .84375 |
| 1/8 | .125 | 3/8 | .375 | 5/8 | .625 | 7/8 | .875 |
| 5/32 | .15625 | 13/32 | .40625 | 21/32 | .65625 | 29/32 | .90625 |
| 3/16 | .1875 | 7/16 | .4375 | 11/16 | .6875 | 15/16 | .9375 |
| 7/32 | .21875 | 15/32 | .46875 | 23/32 | .71875 | 31/32 | .96875 |
| 1/4 | .25 | 1/2 | .5 | 3/4 | .75 | | |

UNLESS OTHERWISE SPECIFIED DIMENSIONS ARE IN INCHES TOLERANCES ARE:

| FRACTIONS | ANGLES |
|-----------|------------|
| +/- 1/16" | +/- 1° |
| .XX" | .XXX" |
| +/- 0.03" | +/- 0.005" |

DIMENSIONS TO SHARP POINTS

| SHEET NAME | | TITLE | | | |
|------------------|--------------|---|------------|--------------|------------------|
| FOG LIGHT | | 17285 ON A WESTERN STAR 49X SBA SEVERE DUTY TOW | | | |
| CURRENT CUSTOMER | STOCK NUMBER | VENDOR NUMBER | | WEIGHT - LB. | |
| | | | | 346. | |
| WO# | DRAWN BY | DRAWN DATE | CHECKED BY | CHECKED DATE | REV. |
| | MD | 7/20/2022 | LS | 8/9/2022 | |
| SCALE | MODELLER | DRAWING NUMBER | | | NUMBER OF SHEETS |
| 1:12 | MD | AA-61108 | | | |

INSTALLING RADAR

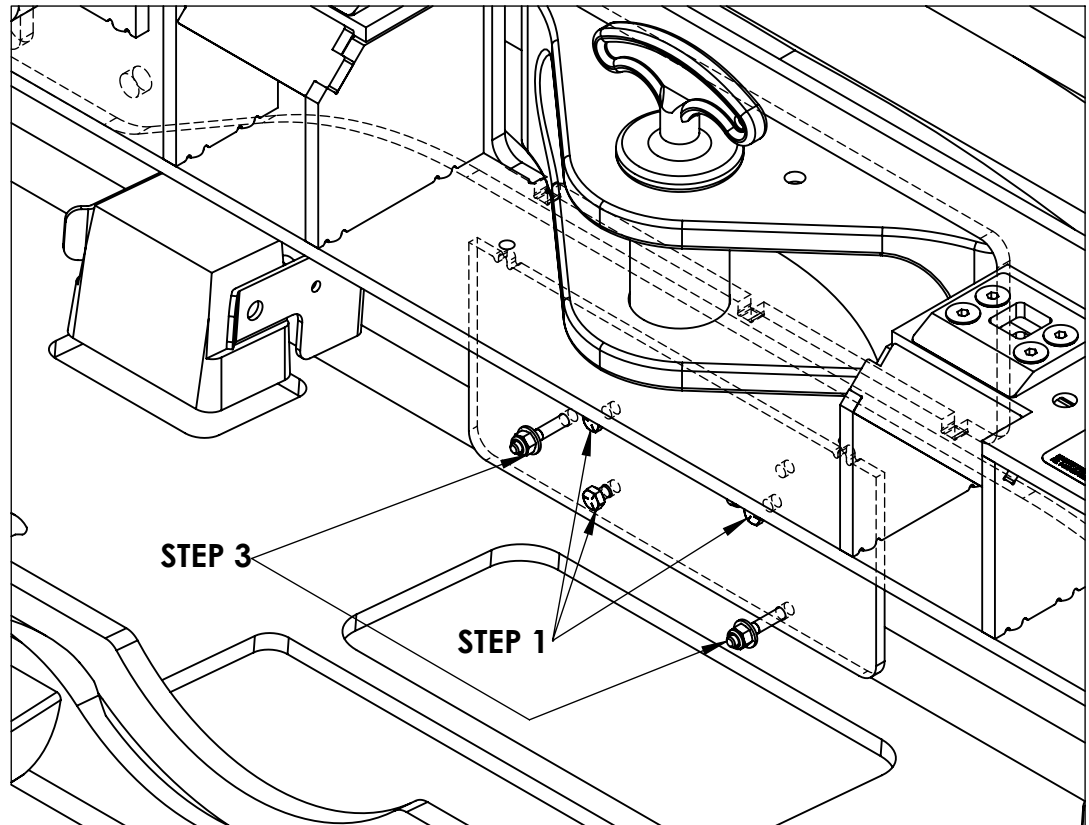
1. ATTACH THE RADAR TO THE RADAR STEEL PLATE USING THE FOLLOWING HARDARE:

- 1/4" X 1" GR.5 NC HEX BOLT (3)
- 1/4" GR.2 NC NYLOC NUT (3)

2. PLUG IN THE RADAR

3. INSTALL THE RADAR COVER ONTO THE BRACKET USING THE SUPPLIED HARDWARE:

- 1/4" X 1 3/4" GR.5 NC HEX BOLT (3)
- 1/4" GR.2 FLAT WASHER (3)
- 1/4" GR.2 NC NYLOC NUT (3)



IMPORTANT NOTE:

IF EQUIPED, RADAR MUST BE REMOVED BEFORE BUMPER INSTALLATION.
 RADAR MUST BE RE-CALIBRATED AFTER BUMPER INSTALLATION.
 CALIBRATION CAN ONLY BE DONE BY AUTHORIZED PERSONNEL!

| | | | | | | | | | | | |
|--|------------------------|--------------|--------------|----------------------------|--|----------------------------|----------------|---|-----------------------------------|--------------------------|-----------------------------|
| MAGNUM TRAILER & EQUIPMENT INC. | FRACTIONS CHART | | | | UNLESS OTHERWISE SPECIFIED DIMENSIONS ARE IN INCHES TOLERANCES ARE: FRACTIONS ANGLES +/- 1/16" +/- 1° .XX" .XXX" +/- 0.03" +/- 0.005" | SHEET NAME RADAR | | TITLE 17285 ON A WESTERN STAR 49X SBA SEVERE DUTY TOW | | | |
| | 1/32 .03125 | 9/32 .28125 | 17/32 .53125 | 25/32 .78125 | | CURRENT CUSTOMER | STOCK NUMBER | | VENDOR NUMBER | | WEIGHT - LB. 346. |
| | 1/16 .0625 | 5/16 .3125 | 9/16 .5625 | 13/16 .8125 | | WO# | DRAWN BY MD | DRAWN DATE 7/20/2022 | CHECKED BY LS | CHECKED DATE 8/9/2022 | REV. |
| | 3/32 .09375 | 11/32 .34375 | 19/32 .59375 | 27/32 .84375 | | SCALE 1:12 | MODELLER MD | | DRAWING NUMBER AA-61108 | | NUMBER OF SHEETS |
| 1/8 .125 | 3/8 .375 | 5/8 .625 | 7/8 .875 | DIMENSIONS TO SHARP POINTS | | | | | | | |
| 5/32 .15625 | 13/32 .40625 | 21/32 .65625 | 29/32 .90625 | | | | | | | | |
| 3/16 .1875 | 7/16 .4375 | 11/16 .6875 | 15/16 .9375 | | | | | | | | |
| 7/32 .21875 | 15/32 .46875 | 23/32 .71875 | 31/32 .96875 | | | | | | | | |
| 1/4 .25 | 1/2 .5 | 3/4 .75 | | | | | | | | | |