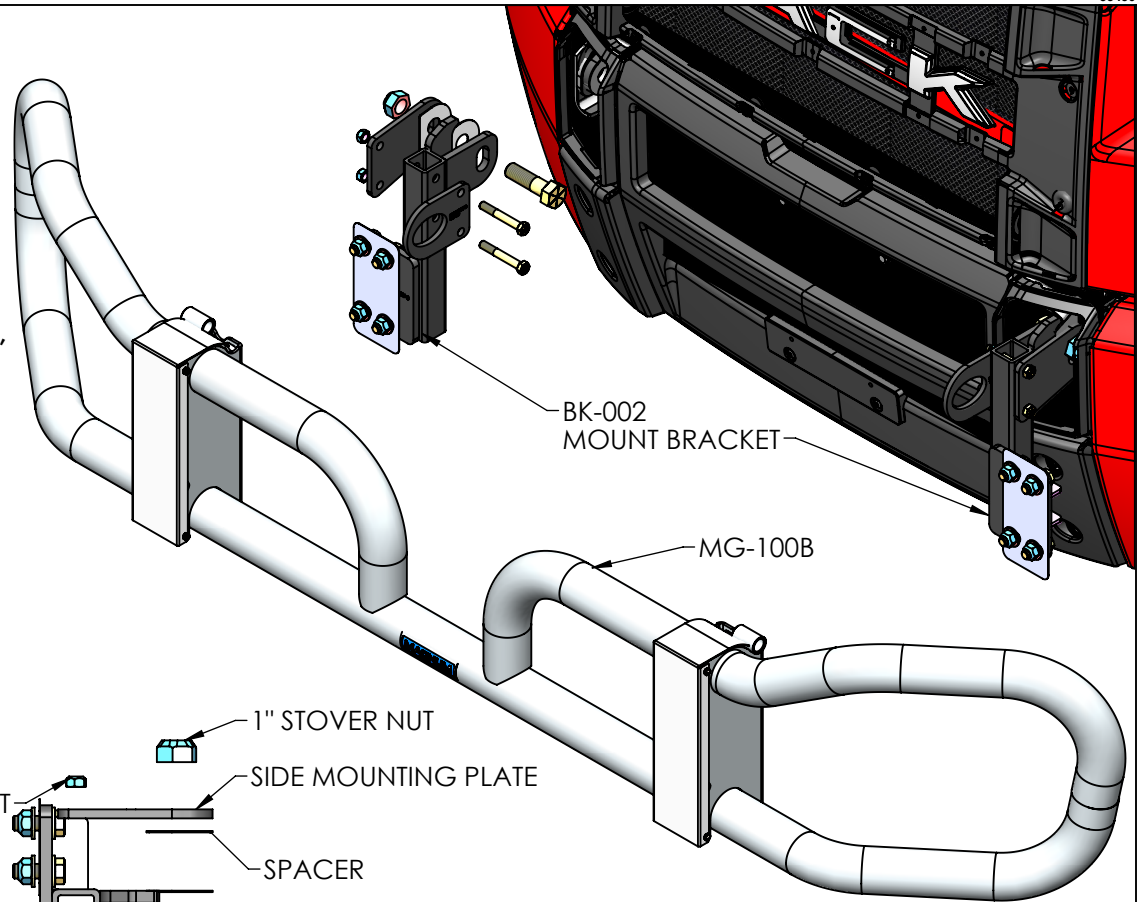
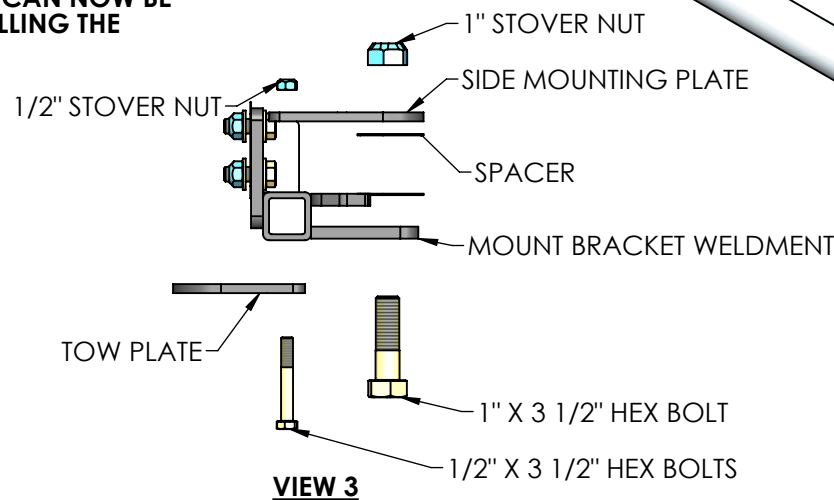
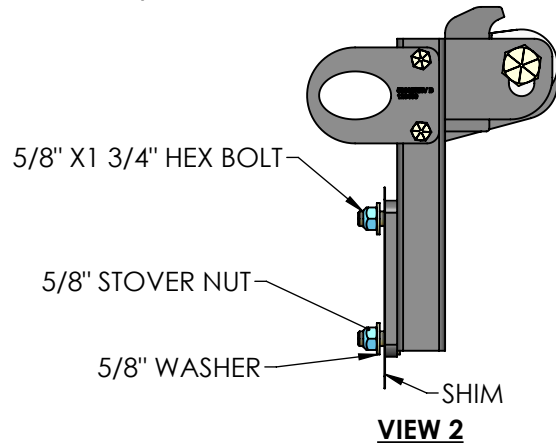


**INSTALLING MG-100B/200B-300B**

- 1) OPEN HOOD AND REMOVE FACTORY TOW SHACKLES. THE OEM BUMPER MIGHT HAVE TO BE REMOVED FIRST IN ORDER TO REMOVE THE TOW SHACKLES. THE OEM BUMPER SHOULD THEN BE INSTALLED BACK ON BEFORE INSTALLING THE MOUNTING BRACKETS.
- 2) FASTEN MOUNT BRACKETS TO TRUCK USING THE INCLUDED HARDWARE IN VIEW 3. THE SIDE MOUNTING PLATE AND SPACER IS MOUNTED ON THE OUTSIDE OF THE TRUCK AND THE TOW PLATE ON THE INSIDE.  
HARDWARE/BACKET: 1/2" X 3 1/2" BOLT (4), 1" X 3 1/2" BOLT (2), 1/2" STOVER NUT (4), 1"STOVER NUT (2)  
TIGHTEN 1/2" HARDWARE TO 57 FT-LBS  
TIGHTEN 1" HARDWARE TO 400 FT-LBS
- 3) ATTACH THE MG-100B TO THE MOUNT BRACKETS USING THE TOP TWO ROWS OF SLOTS.  
SHIMS SHOULD BE PLACED BETWEEN THE GUARD AND THE MOUNTING BRACKETS.  
HARDWARE: 5/8" NC X 1 3/4" BOLT, 5/8"WASHER & 5/8"STOVER NUT  
TIGHTEN TO 112 FT-LBS (8 PLACES)
- 4) THE BUMPER GUARD IS NOW INSTALLED. HOOD CAN NOW BE CLOSED. REFER TO DRAWING #54268 FOR INSTALLING THE MG-200T/300T IF REQUIRED.



**MAGNUM TRAILER  
&  
EQUIPMENT INC.**

**MAGNUM**

**FRACTIONS CHART**

1/32	.03125	9/32	.28125	17/32	.53125	25/32	.78125
1/16	.0625	5/16	.3125	9/16	.5625	13/16	.8125
3/32	.09375	11/32	.34375	19/32	.59375	27/32	.84375
1/8	.125	3/8	.375	5/8	.625	7/8	.875
5/32	.15625	13/32	.40625	21/32	.65625	29/32	.90625
3/16	.1875	7/16	.4375	11/16	.6875	15/16	.9375
7/32	.21875	15/32	.46875	23/32	.71875	31/32	.96875
1/4	.25	1/2	.5	3/4	.75		

UNLESS OTHERWISE SPECIFIED  
DIMENSIONS ARE IN INCHES  
TOLERANCES ARE:

FRACTIONS	ANGLES
+/- 1/16"	+/- 1°
.XX"	.XXX"
+/- 0.03"	+/- 0.005"

**DIMENSIONS TO SHARP POINTS**

SHEET NAME Sheet1		TITLE <b>MODULAR GUARD ON 2017 MACK ANTHEM</b>			
CURRENT CUSTOMER		STOCK NUMBER		VENDOR NUMBER	
WO#		DRAWN BY MD		CHECKED BY LS	
SCALE 1:12		DRAWN DATE 5/4/2020		CHECKED DATE 3/22/2021	
		MODELLER MD		DRAWING NUMBER <b>AA-53430</b>	
				NUMBER OF SHEETS 1	

WEIGHT - LB.  
189.

REV.  
**A**