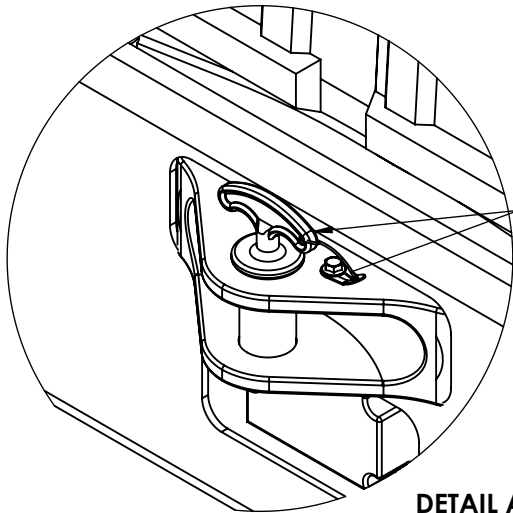
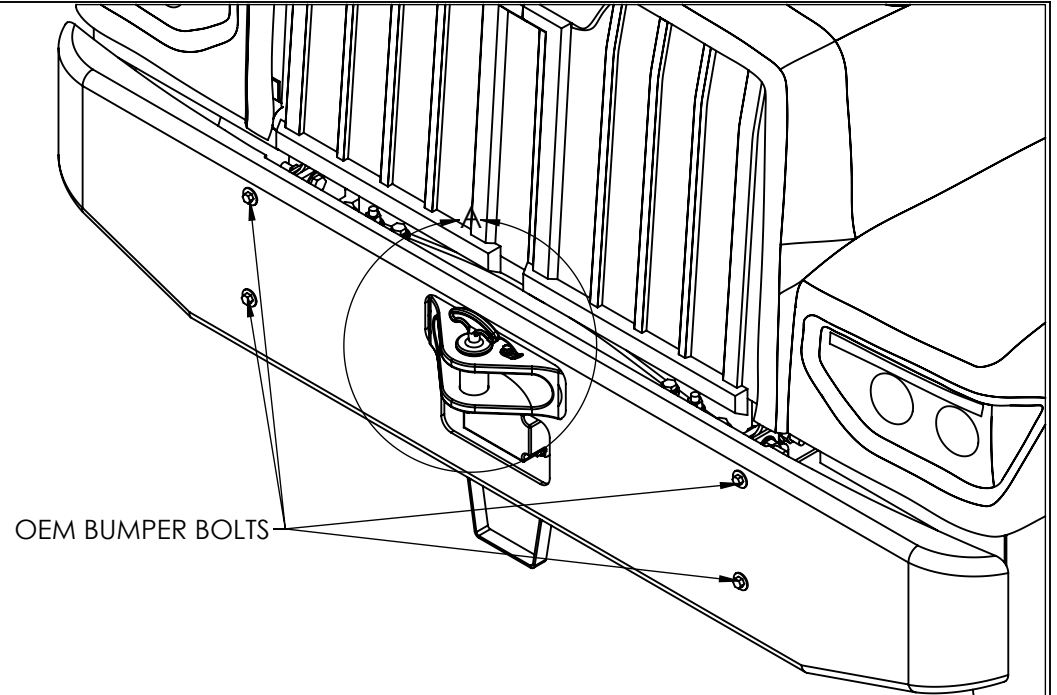
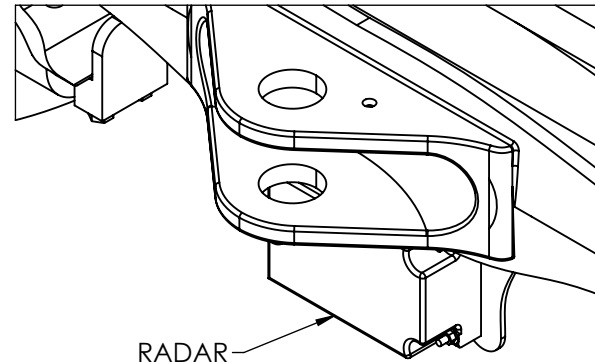


**INSTRUCTIONS**

1. UNINSTALL THE TOW PIN ASSEMBLY BY REMOVING THE BOLT THAT ATTACHES IT TO THE FRAME
2. UNINSTALL THE OEM BUMPER BY REMOVING THE THE FOUR BOLTS LOCATED ON THE FRONT OF THE BUMPER.
3. REMOVE THE RADAR COVER AND RADAR FROM TRUCK.



**DETAIL A  
SCALE 1 : 7**



**MAGNUM TRAILER  
&  
EQUIPMENT INC.**



**FRACTIONS CHART**

1/32	.03125	9/32	.28125	17/32	.53125	25/32	.78125
1/16	.0625	5/16	.3125	9/16	.5625	13/16	.8125
3/32	.09375	11/32	.34375	19/32	.59375	27/32	.84375
1/8	.125	3/8	.375	5/8	.625	7/8	.875
5/32	.15625	13/32	.40625	21/32	.65625	29/32	.90625
3/16	.1875	7/16	.4375	11/16	.6875	15/16	.9375
7/32	.21875	15/32	.46875	23/32	.71875	31/32	.96875
1/4	.25	1/2	.5	3/4	.75		

UNLESS OTHERWISE SPECIFIED  
DIMENSIONS ARE IN INCHES  
TOLERANCES ARE:

FRACTIONS	ANGLES
+/- 1/16"	+/- 1°
.XX"	.XXX"
+/- 0.03"	+/- 0.005"

**DIMENSIONS TO SHARP POINTS**

SHEET NAME	TITLE			
INSTALL 1	17276 MOO BUMPER ON 2021 WESTERN STAR 49X SD TOW PIN TRUCK			
CURRENT CUSTOMER	STOCK NUMBER	VENDOR NUMBER	WEIGHT - LB.	
			355	
<b>WO#</b>	DRAWN BY	DRAWN DATE	CHECKED BY	CHECKED DATE
	MD	6/25/2021	LS	8/18/2021
SCALE	MODELLER	DRAWING NUMBER		NUMBER OF SHEETS
1:14	MD	AA-58675		3

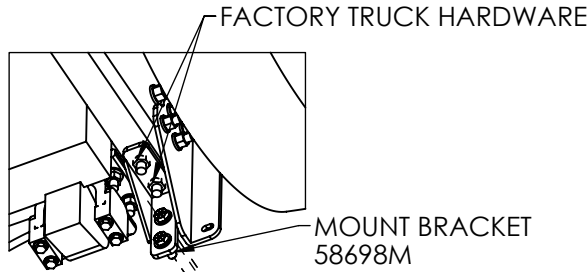
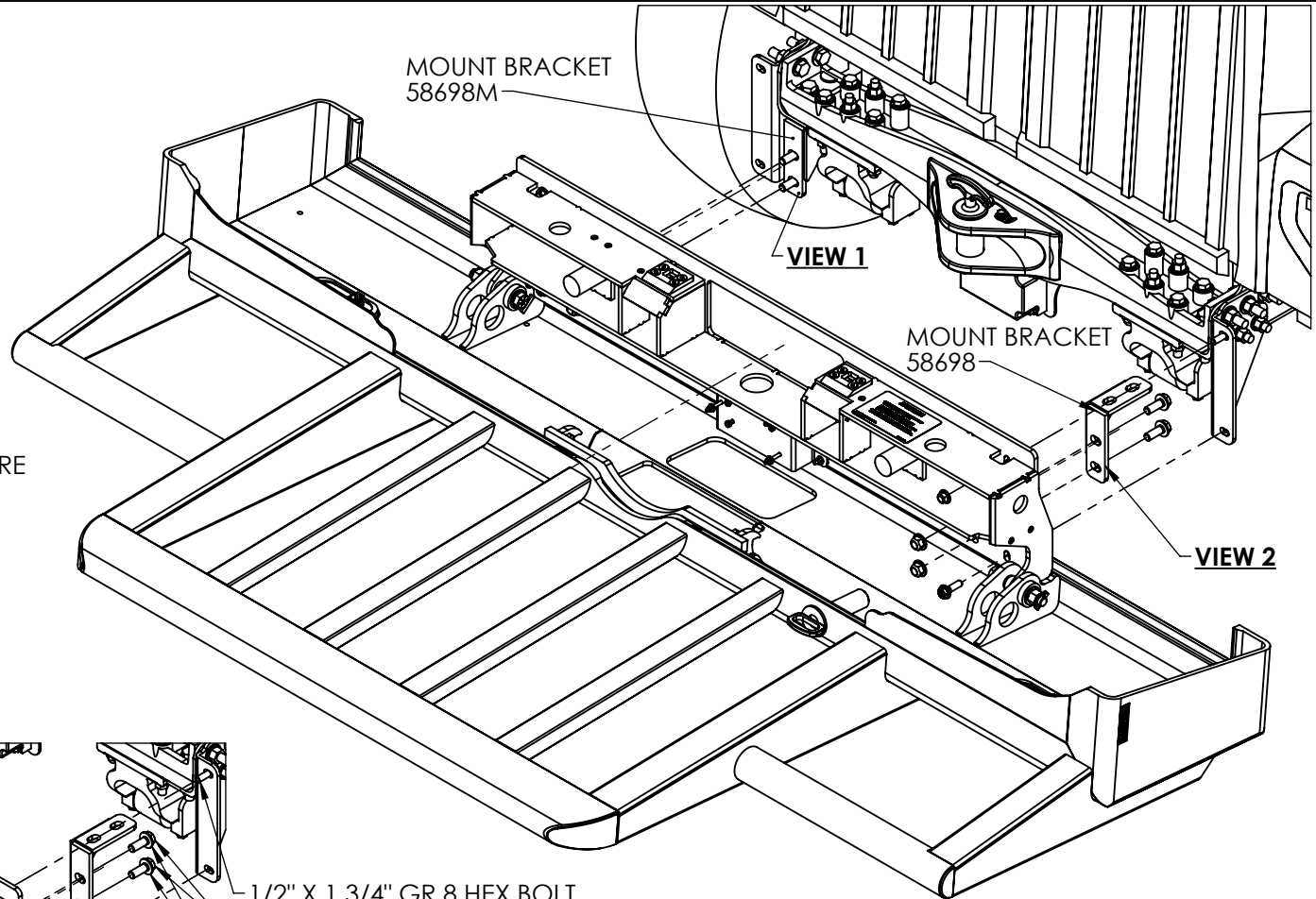
**INSTRUCTIONS**

1. INSTALL MOUNT BRACKET 58698/58698M USING THE FACTORY HARDWARE ON TRUCK.

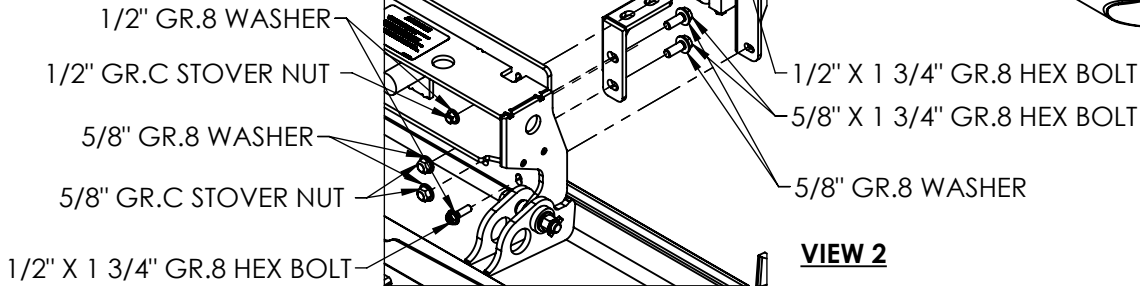
2. ATTACH BUMPER TO TRUCK USING THE FOLLOWING HARDWARE (SEE VIEW 2):

- 1/2" X 1 3/4" GR.8 HEX BOLTS (4)
- 1/2" GR.8 FLAT WASHERS (8)
- 1/2" GR.C STOVER NUT (4)
- 5/8" X 1 3/4" GR.8 HEX BOLTS (4)
- 5/8" GR.8 FLAT WASHERS (8)
- 5/8" GR.C STOVER NUTS (8)

DRY TORQUE SPECIFICATONS:  
 1/2" HARDWARE: 80 LB-FT 5/8" HARDWARE: 159 LB - FT



**VIEW 1**



**VIEW 2**

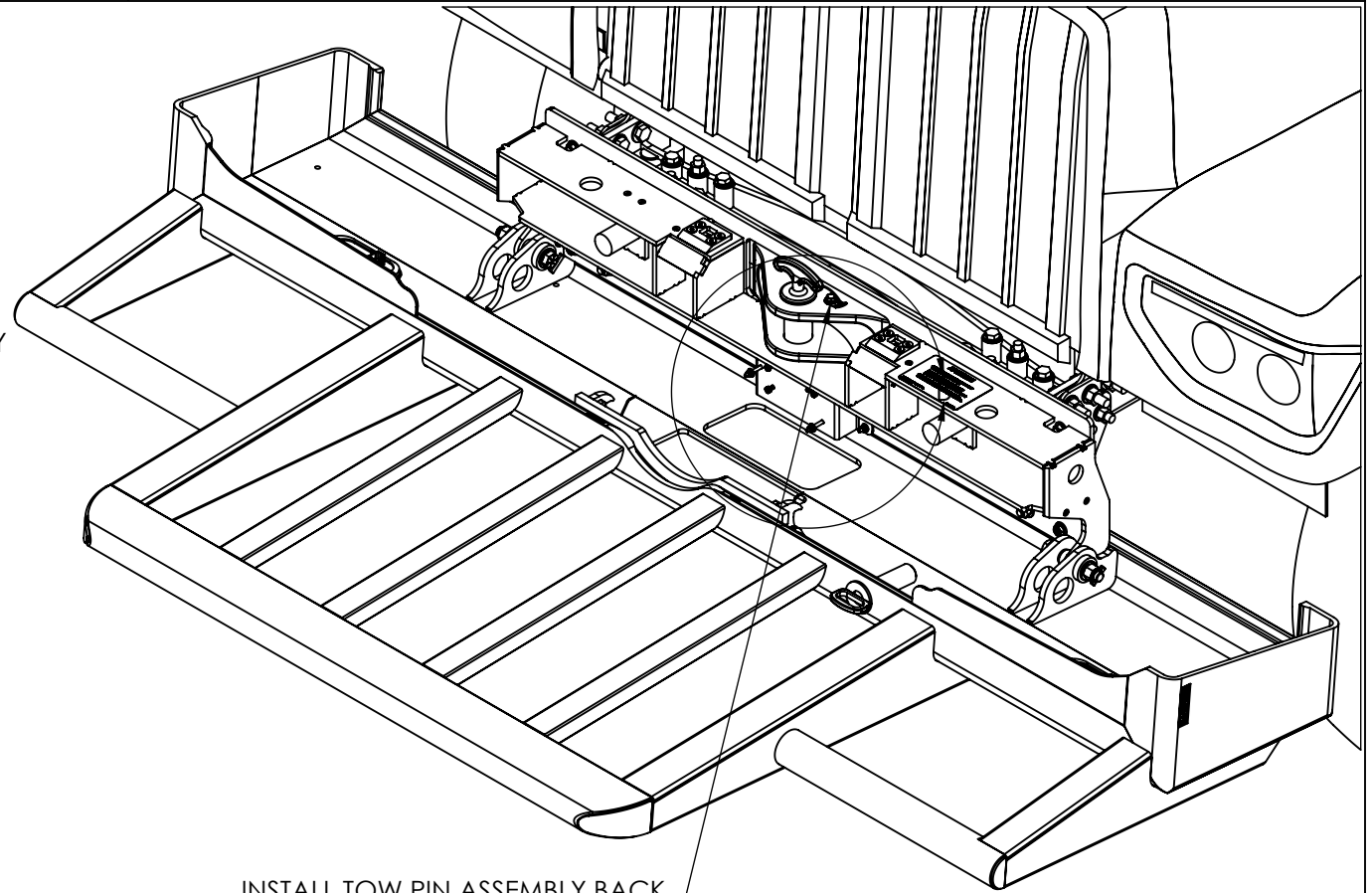
<b>MAGNUM TRAILER &amp; EQUIPMENT INC.</b> 	<b>FRACTIONS CHART</b>				UNLESS OTHERWISE SPECIFIED DIMENSIONS ARE IN INCHES TOLERANCES ARE: FRACTIONS ANGLES +/- 1/16" +/- 1° .XX" .XXX" +/- 0.03" +/- 0.005"	SHEET NAME		TITLE											
						INSTALL 2		17276 MOO BUMPER ON 2021 WESTERN STAR 49X SD TOW PIN TRUCK											
						CURRENT CUSTOMER		STOCK NUMBER		VENDOR NUMBER		WEIGHT - LB.							
						WO#		DRAWN BY		DRAWN DATE		CHECKED BY							
				DIMENSIONS TO SHARP POINTS		SCALE		1:14		MD		DRAWING NUMBER		AA-58675		NUMBER OF SHEETS		3	

**RADAR INSTALLATION**

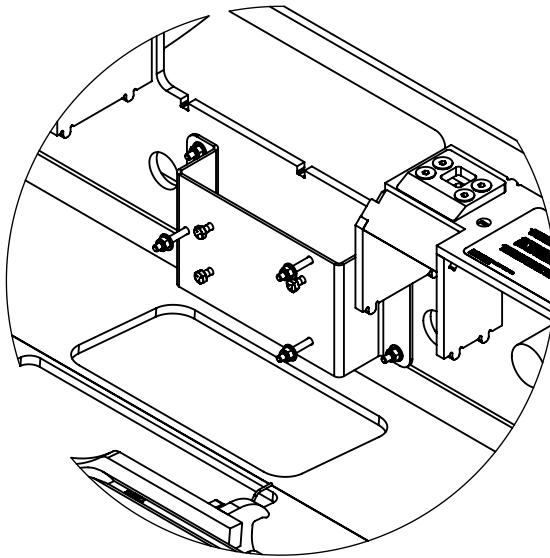
1. ATTACH RADAR TO PLATE USING INCLUDED HARDWARE:  
 1/4" X 1 GR.5 HEX BOLT (3)  
 1/4" NYLOC NUT (3)

2. ATTACH RADAR COVER USING INCLUDED HARDWARE:  
 1/4" X 1 3/4 GR.5 HEX BOLT (3)  
 1/4" NYLOC NUT (3) & 1/4" GR.2 WASHER (3)

3. INSTALL RADAR BRACKET TO STEEL ASSEMBLY USING SUPPLIED HARDWARE AFTER RADAR IS INSTALLED:  
 1/4" X 1 1/4 GR.5 HEX BOLT (4)  
 1/4" NYLOC NUT (4) & 1/4" GR.2 WASHER (4)



INSTALL TOW PIN ASSEMBLY BACK TO ITS ORIGINAL POSITION



**DETAIL B**  
 SCALE 1 : 7

**NOTE:**

IF EQUIPED, RADAR MUST BE REMOVED BEFORE BUMPER INSTALLATION.

RADAR MUST BE ALIGNED AND RECALIBRATED AFTER BUMPER INSTALLATION. ALIGNMENT AND CALIBRATION CAN ONLY BE DONE BY AUTHORIZED PERSONNEL.

**MAGNUM TRAILER & EQUIPMENT INC.**



**FRACTIONS CHART**

1/32	.03125	9/32	.28125	17/32	.53125	25/32	.78125
1/16	.0625	5/16	.3125	9/16	.5625	13/16	.8125
3/32	.09375	11/32	.34375	19/32	.59375	27/32	.84375
1/8	.125	3/8	.375	5/8	.625	7/8	.875
5/32	.15625	13/32	.40625	21/32	.65625	29/32	.90625
3/16	.1875	7/16	.4375	11/16	.6875	15/16	.9375
7/32	.21875	15/32	.46875	23/32	.71875	31/32	.96875
1/4	.25	1/2	.5	3/4	.75		

UNLESS OTHERWISE SPECIFIED DIMENSIONS ARE IN INCHES TOLERANCES ARE:

FRACTIONS	ANGLES
+/- 1/16"	+/- 1°
.XX"	.XXX"
+/- 0.03"	+/- 0.005"

DIMENSIONS TO SHARP POINTS

SHEET NAME <b>RADAR</b>		TITLE <b>17276 MOO BUMPER ON 2021 WESTERN STAR 49X SD TOW PIN TRUCK</b>			
CURRENT CUSTOMER	STOCK NUMBER	VENDOR NUMBER		WEIGHT - LB. 355	
<b>WO#</b>	DRAWN BY MD	DRAWN DATE 6/25/2021	CHECKED BY LS	CHECKED DATE 8/18/2021	REV.
SCALE 1:14	MODELLER MD	DRAWING NUMBER <b>AA-58675</b>			NUMBER OF SHEETS 3