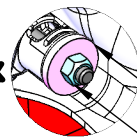
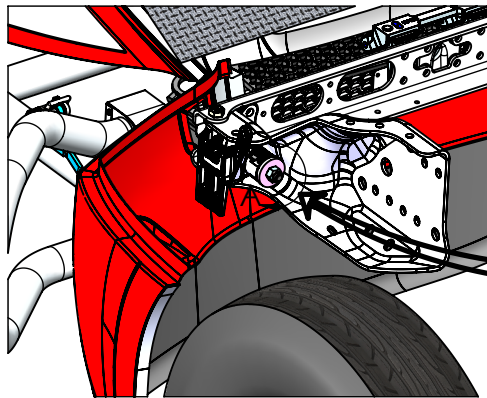
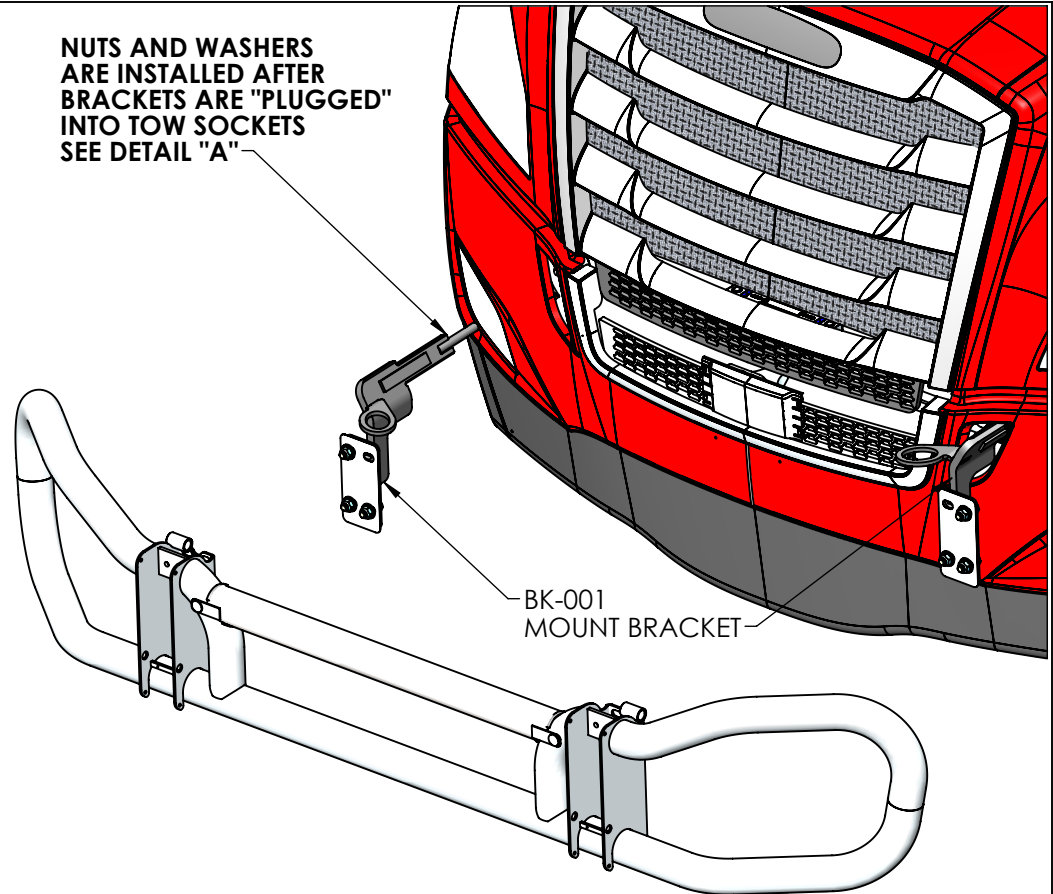


INSTALLING MG-100/200/300

- 1) INSTALL MOUNTING BRACKETS INTO THE TOW SOCKETS
- 2) OPEN TRUCK HOOD AND INSTALL NUTS AND WASHERS SHOWN IN DETAIL A
- 3) FULLY TIGHTEN NUTS ONTO STUD. TORQUE = 159 FT-LBS. ENSURE THAT STUD IS FREE OF LUBRICATION BEFORE TIGHTENING.
- 4) ATTACH THE BUMPER GUARD TO THE MOUNTING BRACKETS USING THE TOP TWO ROWS OF SLOTS ON THE GUARD. SHIMS SHOULD BE PLACED BETWEEN THE GUARD AND THE MOUNTING BRACKETS.
HARDWARE: 5/8" NC X 1 3/4" BOLT, 5/8" WASHER & 5/8" STOVER NUT
TORQUE TO 159 FT-LBS (6 PLACES)
- 5) THE GUARD IS INSTALLED. HOOD CAN NOW BE CLOSED. REFER TO DRAWING #54268 FOR INSTALLING THE MG-200T/300T IF REQUIRED.

NUTS AND WASHERS ARE INSTALLED AFTER BRACKETS ARE "PLUGGED" INTO TOW SOCKETS
SEE DETAIL "A"



WASHER PLATE: #34348

DETAIL A

3/4" STOVER NUT

**MAGNUM TRAILER
&
EQUIPMENT INC.**

MAGNUM

FRACTIONS CHART

1/32	.03125	9/32	.28125	17/32	.53125	25/32	.78125
1/16	.0625	5/16	.3125	9/16	.5625	13/16	.8125
3/32	.09375	11/32	.34375	19/32	.59375	27/32	.84375
1/8	.125	3/8	.375	5/8	.625	7/8	.875
5/32	.15625	13/32	.40625	21/32	.65625	29/32	.90625
3/16	.1875	7/16	.4375	11/16	.6875	15/16	.9375
7/32	.21875	15/32	.46875	23/32	.71875	31/32	.96875
1/4	.25	1/2	.5	3/4	.75		

UNLESS OTHERWISE SPECIFIED
DIMENSIONS ARE IN INCHES
TOLERANCES ARE:

FRACTIONS	ANGLES
+/- 1/16"	+/- 1°
.XX"	.XXX"
+/- 0.03"	+/- 0.005"

DIMENSIONS TO SHARP POINTS

SHEET NAME

BUMPER GUARD

CURRENT CUSTOMER

WO#

SCALE

1:4

TITLE

MODULAR GUARD ON 2017 FREIGHTLINER CASCADIA

STOCK NUMBER

VENDOR NUMBER

WEIGHT - LB.

102.93

DRAWN BY

DRAWN DATE

CHECKED BY

CHECKED DATE

REV.

MD

5/11/2020

LS

3/22/2021

MODELLER

DRAWING NUMBER

NUMBER OF SHEETS

MD

AA-53428

1