

**MAGNUM TRAILER & EQUIPMENT INC.**



**FRACTIONS CHART**

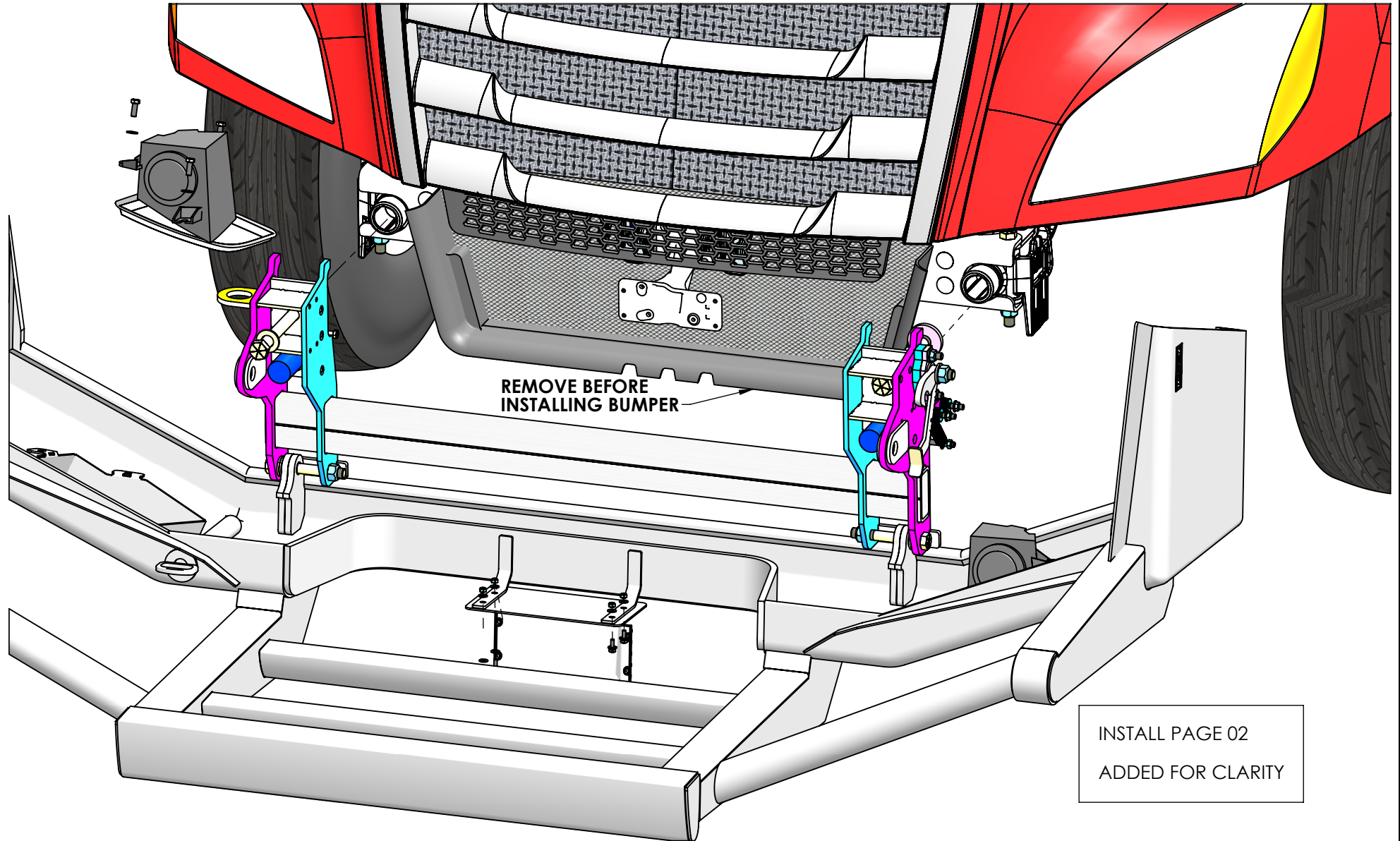
1/32	.03125	9/32	.28125	17/32	.53125	25/32	.78125
1/16	.0625	5/16	.3125	9/16	.5625	13/16	.8125
3/32	.09375	11/32	.34375	19/32	.59375	27/32	.84375
1/8	.125	3/8	.375	5/8	.625	7/8	.875
5/32	.15625	13/32	.40625	21/32	.65625	29/32	.90625
3/16	.1875	7/16	.4375	11/16	.6875	15/16	.9375
7/32	.21875	15/32	.46875	23/32	.71875	31/32	.96875
1/4	.25	1/2	.5	3/4	.75		

UNLESS OTHERWISE SPECIFIED DIMENSIONS ARE IN INCHES TOLERANCES ARE:

FRACTIONS	ANGLES
+/- 1/16"	+/- 1°
.XX"	.XXX"
+/- 0.03"	+/- 0.005"

DIMENSIONS TO SHARP POINTS

SHEET NAME <b>INSTALL PAGE 01</b>		TITLE <b>17267 BUMPER ON 2017 CASCADIA (NEW STYLE)</b>			
CURRENT CUSTOMER		STOCK NUMBER		VENDOR NUMBER	
WO#		DRAWN BY DP		DRAWN DATE 11/27/2019	
SCALE 1:10		CHECKED BY LS		CHECKED DATE 12/9/2019	
MODELLER MD		DRAWING NUMBER <b>AA-54096</b>			NUMBER OF SHEETS 3
				WEIGHT - LB. 409.	REV.



**MAGNUM TRAILER & EQUIPMENT INC.**



**FRACTIONS CHART**

1/32	.03125	9/32	.28125	17/32	.53125	25/32	.78125
1/16	.0625	5/16	.3125	9/16	.5625	13/16	.8125
3/32	.09375	11/32	.34375	19/32	.59375	27/32	.84375
1/8	.125	3/8	.375	5/8	.625	7/8	.875
5/32	.15625	13/32	.40625	21/32	.65625	29/32	.90625
3/16	.1875	7/16	.4375	11/16	.6875	15/16	.9375
7/32	.21875	15/32	.46875	23/32	.71875	31/32	.96875
1/4	.25	1/2	.5	3/4	.75		

UNLESS OTHERWISE SPECIFIED DIMENSIONS ARE IN INCHES TOLERANCES ARE:

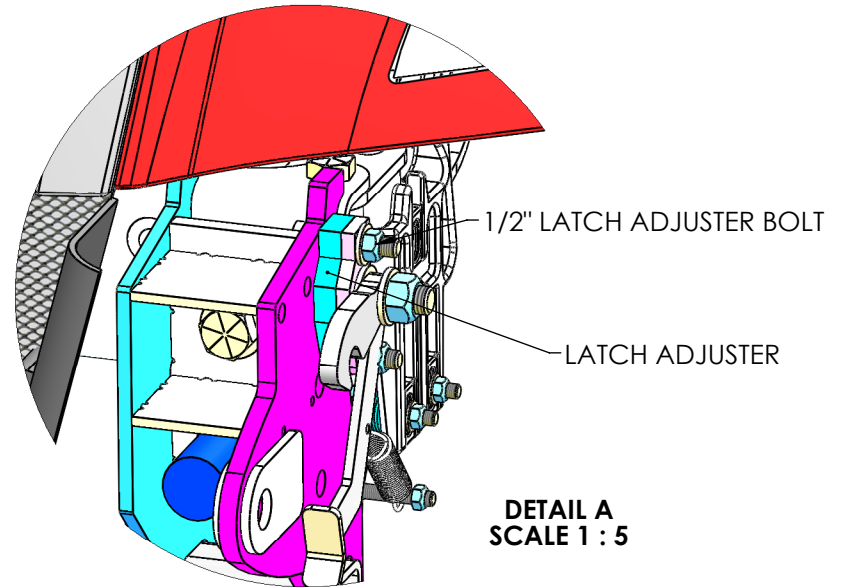
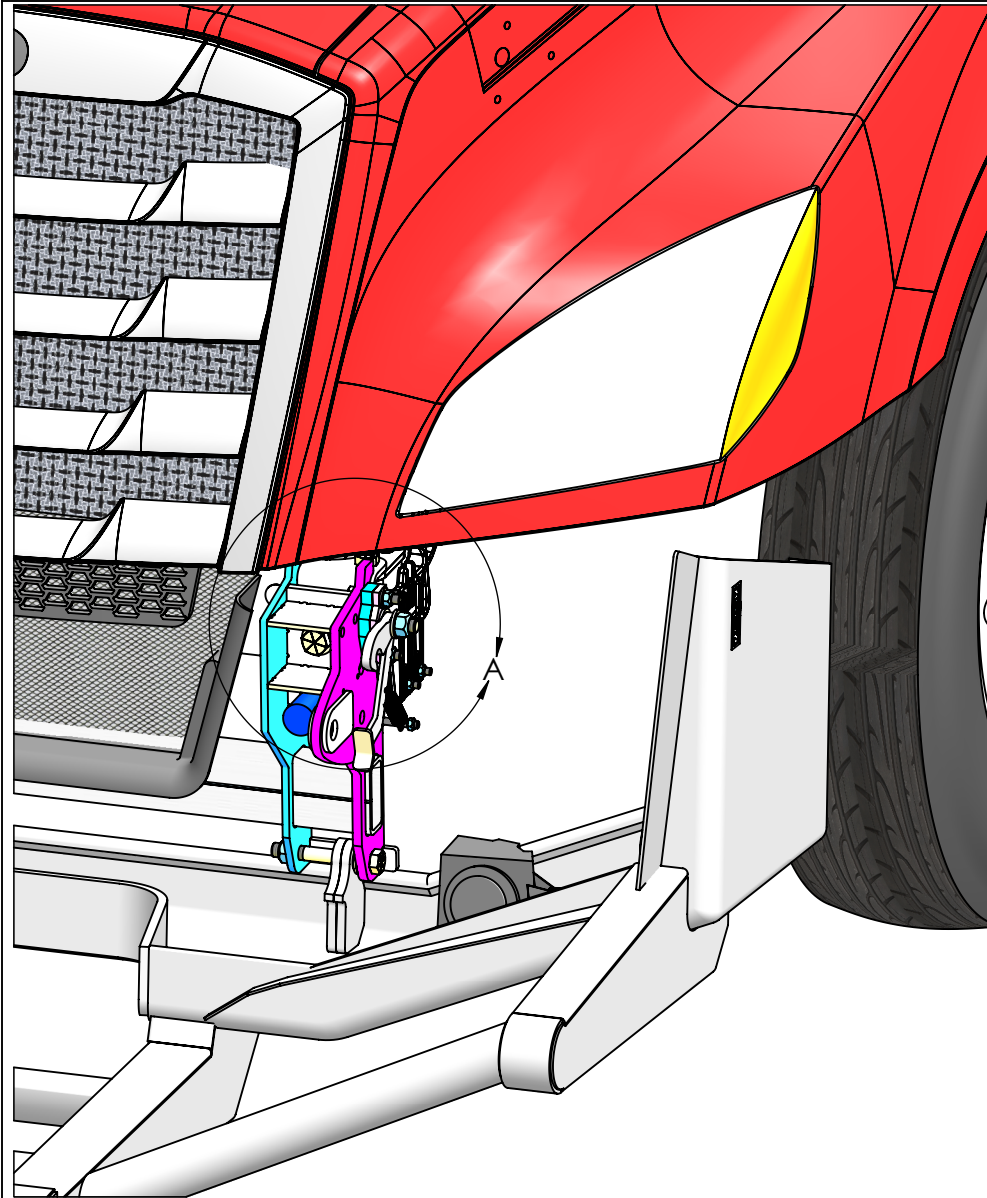
FRACTIONS	ANGLES
+/- 1/16"	+/- 1°
.XX"	.XXX"
+/- 0.03"	+/- 0.005"

DIMENSIONS TO SHARP POINTS

SHEET NAME		TITLE			
INSTALL PAGE 02		17267 BUMPER ON 2017 CASCADIA (NEW STYLE)			
CURRENT CUSTOMER	STOCK NUMBER	VENDOR NUMBER		WEIGHT - LB.	
				409.	
WO#	DRAWN BY	DRAWN DATE	CHECKED BY	CHECKED DATE	REV.
	DP	11/27/2019	LS	12/9/2019	
SCALE	MODELLER	DRAWING NUMBER			NUMBER OF SHEETS
1:10	MD	AA-54096			3

INSTALL PAGE 02  
ADDED FOR CLARITY





**DETAIL A**  
**SCALE 1 : 5**

**IF NEEDED, HERE ARE THE STEPS ON HOW TO ADJUST THE BUMPER LATCH:**

1. LOOSEN THE 1/2" LATCH ADJUSTER BOLT, USING 3/4" WRENCHES
2. USING A HAMMER, TAP/ PUSH IN THE LATCH ADJUSTER FOR A MORE TIGHTER LATCH CLOSURE, OR TAP/PULL OUT THE LATCH ADJUSTER IF BUMPER NO LONGER FULLY CLOSES
3. CHECK IF BUMPER CAN FULLY CLOSE
4. TIGHTEN FIRMLY THE 1/2" LATCH ADJUSTER BOLT
5. CONGRATULATION, THE LATCH IS ALL SET

**MAGNUM TRAILER & EQUIPMENT INC.**

FRACTIONS CHART					
1/32	.03125	9/32	.28125	17/32	.53125
1/16	.0625	5/16	.3125	9/16	.5625
3/32	.09375	11/32	.34375	13/16	.8125
1/8	.125	3/8	.375	19/32	.59375
5/32	.15625	13/32	.40625	5/8	.625
3/16	.1875	7/16	.4375	7/8	.875
7/32	.21875	15/32	.46875	21/32	.65625
1/4	.25	1/2	.5	29/32	.90625
				11/16	.6875
				15/16	.9375
				23/32	.71875
				31/32	.96875
				3/4	.75

UNLESS OTHERWISE SPECIFIED DIMENSIONS ARE IN INCHES  
TOLERANCES ARE:

FRACTIONS	ANGLES
+/- 1/16"	+/- 1°
.XX"	.XXX"
+/- 0.03"	+/- 0.005"

**DIMENSIONS TO SHARP POINTS**

SHEET NAME		TITLE			
LATCH ADJUSTMENT		<b>17267 BUMPER ON 2017 CASCADIA (NEW STYLE)</b>			
CURRENT CUSTOMER	STOCK NUMBER	VENDOR NUMBER		WEIGHT - LB.	
				409.	
<b>WO#</b>	DRAWN BY	DRAWN DATE	CHECKED BY	CHECKED DATE	REV.
	DP	11/27/2019	LS	12/9/2019	
SCALE	MODELLER	DRAWING NUMBER		NUMBER OF SHEETS	
1:10	MD	<b>AA-54096</b>		3	