

MAGNUM TRAILER & EQUIPMENT INC.



FRACTIONS CHART

1/32	.03125	9/32	.28125	17/32	.53125	25/32	.78125
1/16	.0625	5/16	.3125	9/16	.5625	13/16	.8125
3/32	.09375	11/32	.34375	19/32	.59375	27/32	.84375
1/8	.125	3/8	.375	5/8	.625	7/8	.875
5/32	.15625	13/32	.40625	21/32	.65625	29/32	.90625
3/16	.1875	7/16	.4375	11/16	.6875	15/16	.9375
7/32	.21875	15/32	.46875	23/32	.71875	31/32	.96875
1/4	.25	1/2	.5	3/4	.75		

UNLESS OTHERWISE SPECIFIED DIMENSIONS ARE IN INCHES TOLERANCES ARE:

FRACTIONS	ANGLES
+/- 1/16"	+/- 1°
.XX"	.XXX"
+/- 0.03"	+/- 0.005"

DIMENSIONS TO SHARP POINTS

SHEET NAME
INSTALL PAGE 01

CURRENT CUSTOMER

WO#

SCALE
1:10

TITLE
17240 BUMPER ON 2017 FREIGHTLINER CASCADIA (P3)

STOCK NUMBER

VENDOR NUMBER

WEIGHT - LB.

409.

DRAWN BY

LS

DRAWN DATE

2019-03-15

REV.

A

MODELLER

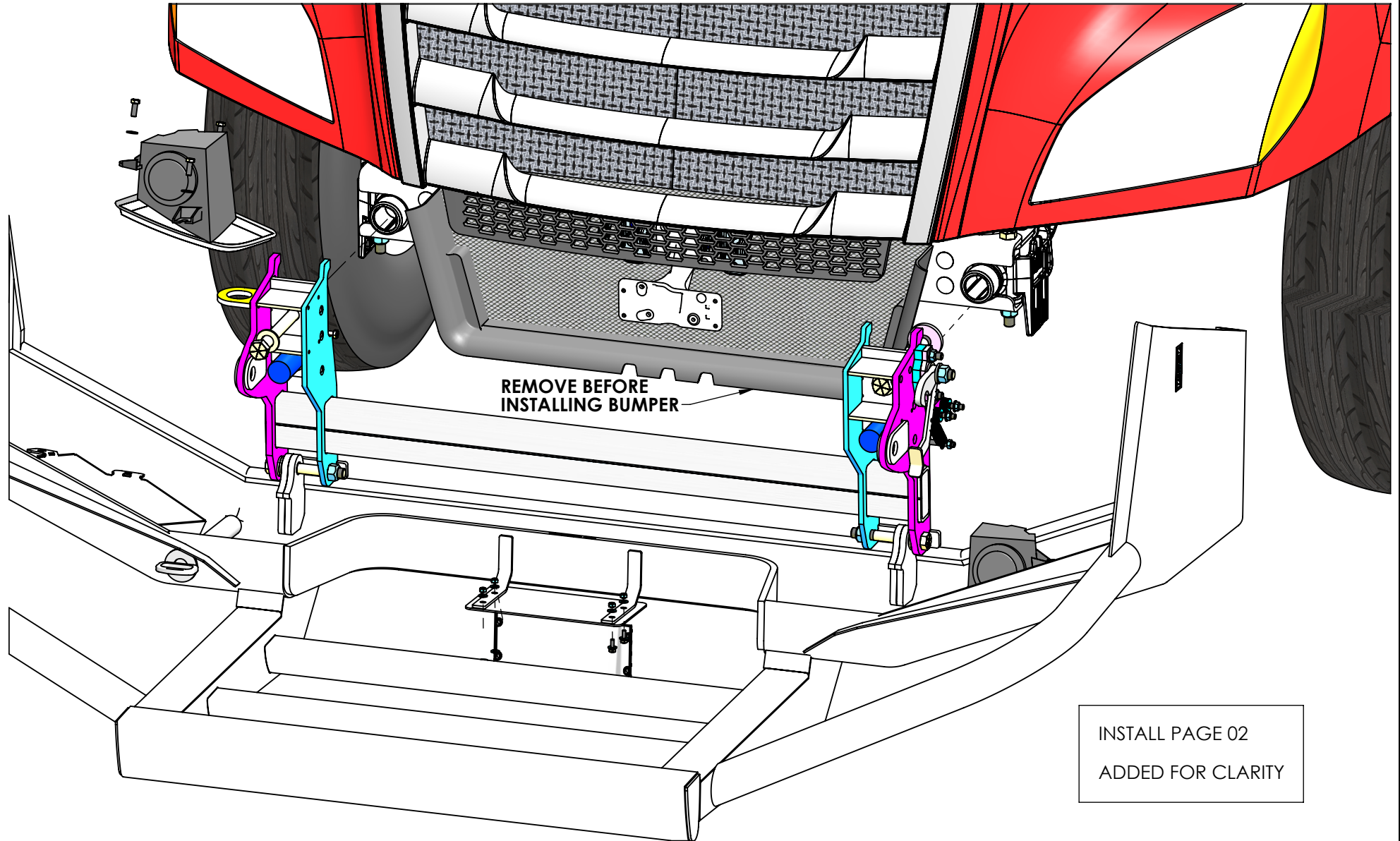
MD

DRAWING NUMBER

AA-51449

NUMBER OF SHEETS

3



MAGNUM TRAILER & EQUIPMENT INC.



FRACTIONS CHART

1/32	.03125	9/32	.28125	17/32	.53125	25/32	.78125
1/16	.0625	5/16	.3125	9/16	.5625	13/16	.8125
3/32	.09375	11/32	.34375	19/32	.59375	27/32	.84375
1/8	.125	3/8	.375	5/8	.625	7/8	.875
5/32	.15625	13/32	.40625	21/32	.65625	29/32	.90625
3/16	.1875	7/16	.4375	11/16	.6875	15/16	.9375
7/32	.21875	15/32	.46875	23/32	.71875	31/32	.96875
1/4	.25	1/2	.5	3/4	.75		

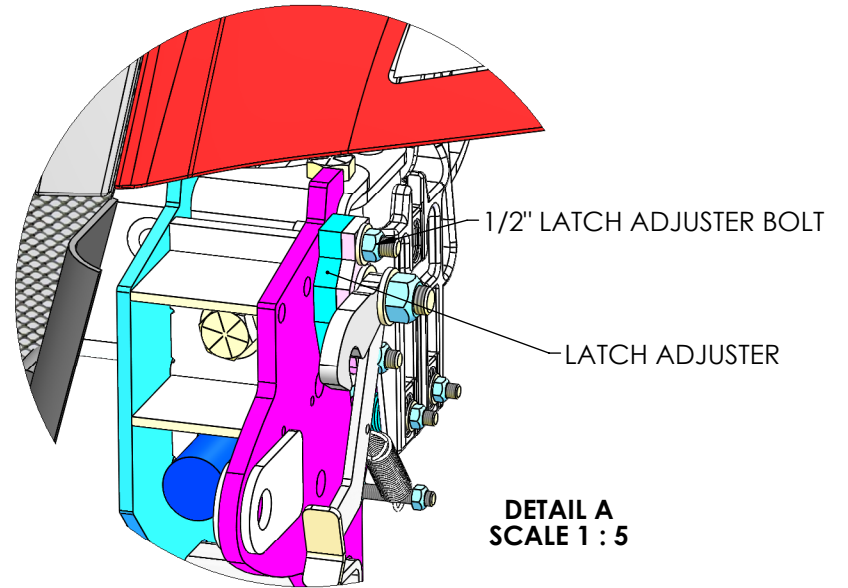
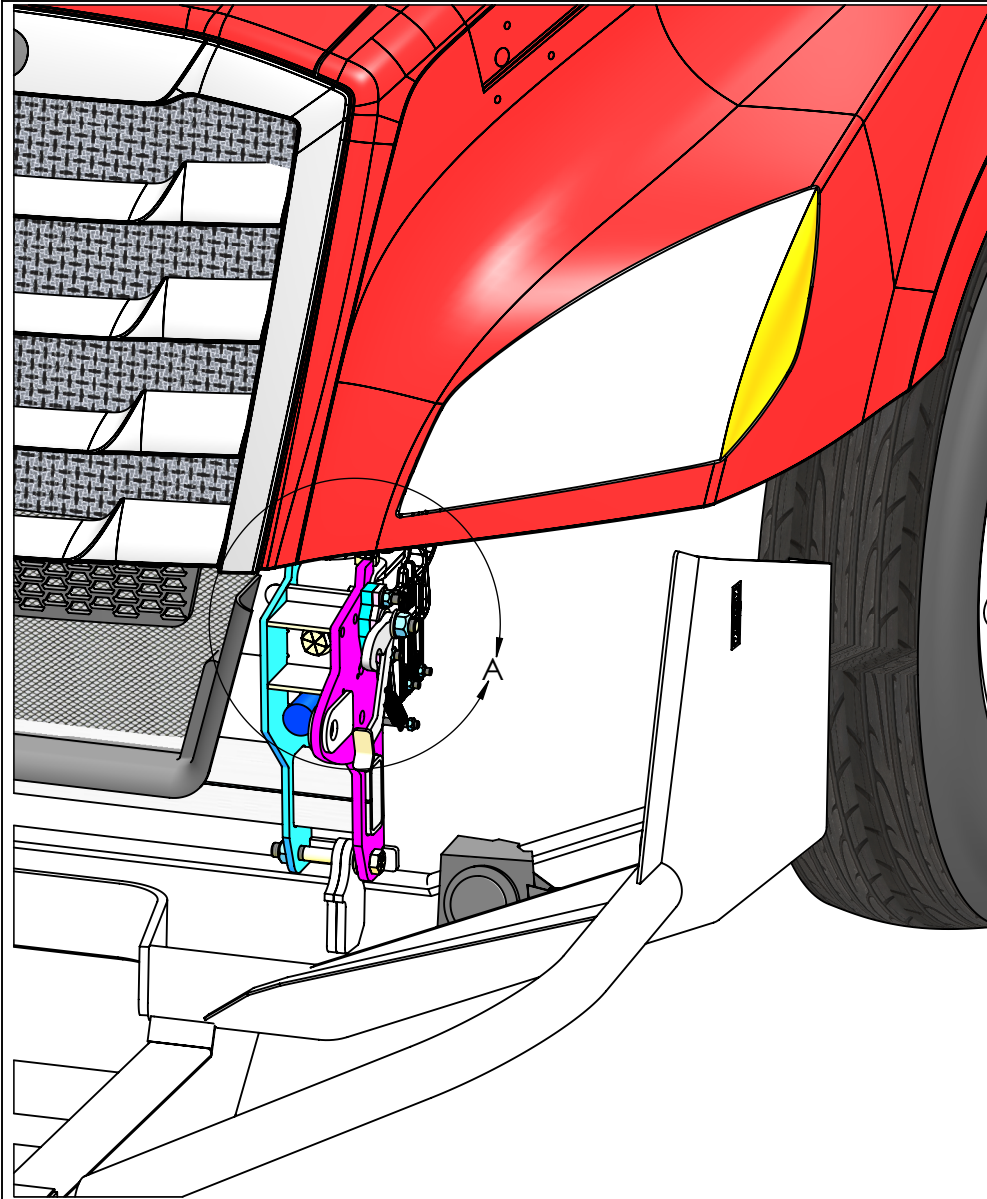
UNLESS OTHERWISE SPECIFIED DIMENSIONS ARE IN INCHES TOLERANCES ARE:

FRACTIONS	ANGLES
+/- 1/16"	+/- 1°
.XX"	.XXX"
+/- 0.03"	+/- 0.005"

DIMENSIONS TO SHARP POINTS

SHEET NAME		TITLE	
INSTALL PAGE 02		17240 BUMPER ON 2017 FREIGHTLINER CASCADIA (P3)	
CURRENT CUSTOMER	STOCK NUMBER	VENDOR NUMBER	WEIGHT - LB.
			409.
WO#	DRAWN BY	DRAWN DATE	REV.
	LS	2019-03-15	A
SCALE	MODELLER	DRAWING NUMBER	NUMBER OF SHEETS
1:10	MD	AA-51449	3

INSTALL PAGE 02
ADDED FOR CLARITY



DETAIL A
SCALE 1 : 5

IF NEEDED, HERE ARE THE STEPS ON HOW TO ADJUST THE BUMPER LATCH:

1. LOOSEN THE 1/2" LATCH ADJUSTER BOLT, USING 3/4" WRENCHES
2. USING A HAMMER, TAP/ PUSH IN THE LATCH ADJUSTER FOR A MORE TIGHTER LATCH CLOSURE, OR TAP/PULL OUT THE LATCH ADJUSTER IF BUMPER NO LONGER FULLY CLOSES
3. CHECK IF BUMPER CAN FULLY CLOSE
4. TIGHTEN FIRMLY THE 1/2" LATCH ADJUSTER BOLT
5. CONGRATULATION, THE LATCH IS ALL SET

**MAGNUM TRAILER
&
EQUIPMENT INC.**



FRACTIONS CHART

1/32	.03125	9/32	.28125	17/32	.53125	25/32	.78125
1/16	.0625	5/16	.3125	9/16	.5625	13/16	.8125
3/32	.09375	11/32	.34375	19/32	.59375	27/32	.84375
1/8	.125	3/8	.375	5/8	.625	7/8	.875
5/32	.15625	13/32	.40625	21/32	.65625	29/32	.90625
3/16	.1875	7/16	.4375	11/16	.6875	15/16	.9375
7/32	.21875	15/32	.46875	23/32	.71875	31/32	.96875
1/4	.25	1/2	.5	3/4	.75		

UNLESS OTHERWISE SPECIFIED
DIMENSIONS ARE IN INCHES
TOLERANCES ARE:

FRACTIONS	ANGLES
+/- 1/16"	+/- 1°
.XX"	.XXX"
+/- 0.03"	+/- 0.005"

DIMENSIONS TO SHARP POINTS

SHEET NAME		TITLE	
LATCH ADJUSTMENT		17240 BUMPER ON 2017 FREIGHTLINER CASCADIA (P3)	
CURRENT CUSTOMER	STOCK NUMBER	VENDOR NUMBER	WEIGHT - LB.
			409.
WO#	DRAWN BY	DRAWN DATE	REV.
	LS	2019-03-15	A
SCALE	MODELLER	DRAWING NUMBER	NUMBER OF SHEETS
1:10	MD	AA-51449	3