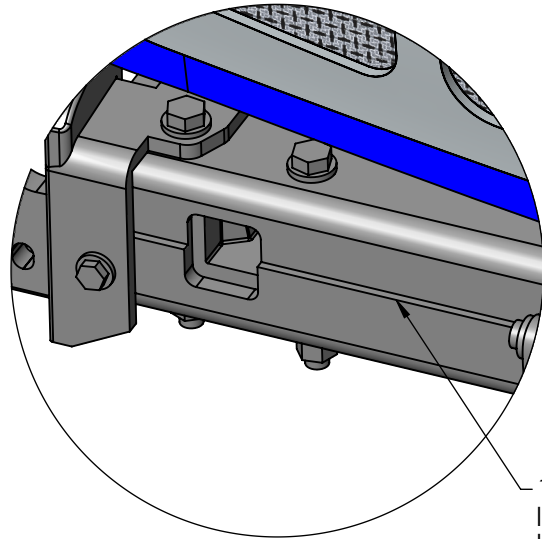


ATTENTION:

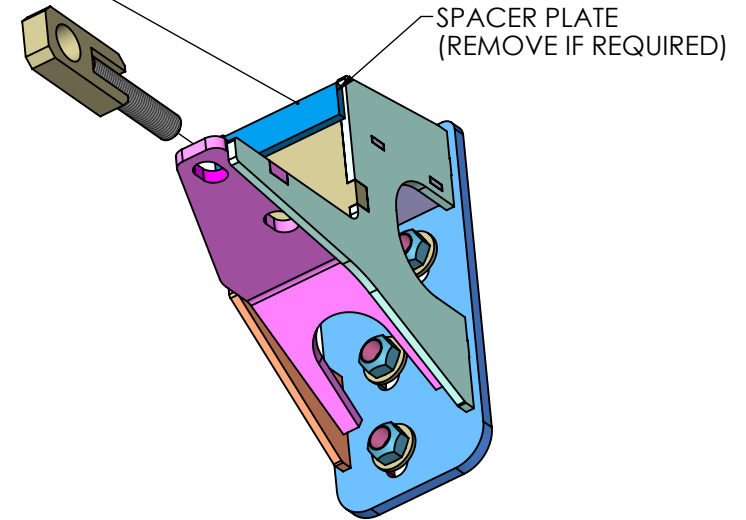
CHECK THE CROSS MEMBER OF THE TRUCK IN ORDER TO DETERMINE WHETHER THE SPACER PLATE IS REQUIRED. CONTRARY TO THE TWO CONFIGURATIONS OUTLINED IN DETAIL B COULD RESULT IN DAMAGE TO THE BUMPER AND/OR TRUCK.



DETAIL B
SCALE 1 : 5

IF SPACER PLATE IS NOT REQUIRED:
GRIND OFF TAC WELDS AND REMOVE SPACER. PAINT BARE METAL TO PREVENT CORROSION. REPEAT FOR OTHER MOUNTING BRACKET.

1. INSPECT CROSS MEMBER FOR RIDGE. IF THERE IS A RIDGE THE SPACER PLATE IS REQUIRED.
2. IF TRUCK CROSS MEMBER IS FLAT, SPACER IS NOT REQUIRED.



MOUNTING BRACKET ASSEMBLY

MAGNUM TRAILER & EQUIPMENT INC.



FRACTIONS CHART

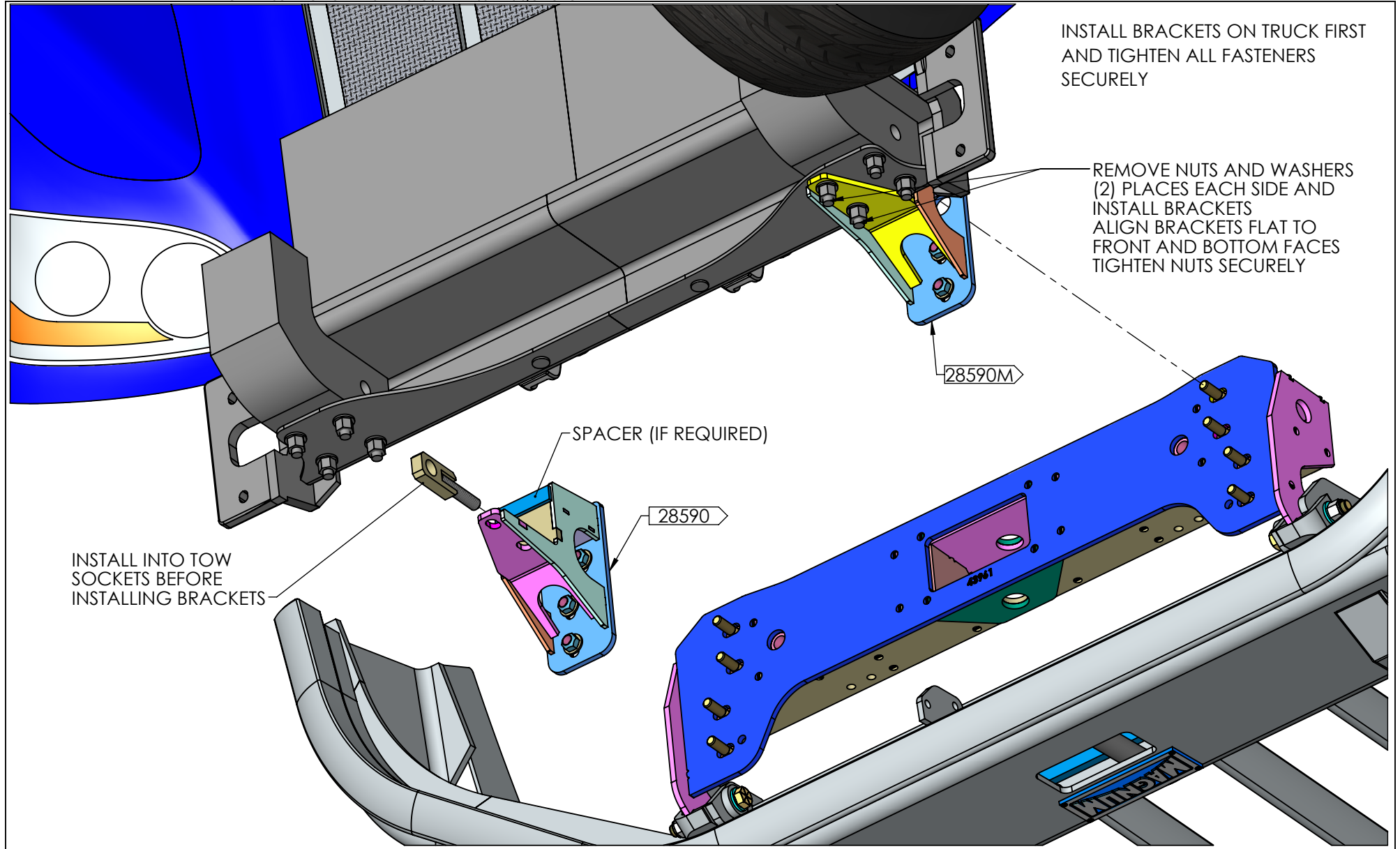
1/32	.03125	9/32	.28125	17/32	.53125	25/32	.78125
1/16	.0625	5/16	.3125	9/16	.5625	13/16	.8125
3/32	.09375	11/32	.34375	19/32	.59375	27/32	.84375
1/8	.125	3/8	.375	5/8	.625	7/8	.875
5/32	.15625	13/32	.40625	21/32	.65625	29/32	.90625
3/16	.1875	7/16	.4375	11/16	.6875	15/16	.9375
7/32	.21875	15/32	.46875	23/32	.71875	31/32	.96875
1/4	.25	1/2	.5	3/4	.75		

UNLESS OTHERWISE SPECIFIED DIMENSIONS ARE IN INCHES TOLERANCES ARE:

FRACTIONS	ANGLES
+/- 1/16"	+/- 1°
.XX"	.XXX"
+/- 0.03"	+/- 0.005"

DIMENSIONS TO SHARP POINTS

SHEET NAME SPACER PLATE		TITLE 17147 BUMPER ON 2013 PETERBILT 579	
CURRENT CUSTOMER	STOCK NUMBER	VENDOR NUMBER	WEIGHT - LB.
WO#	DRAWN BY GW	DRAWN DATE 2012-11-06	REV. B
SCALE 1:12	MODELLER GW	DRAWING NUMBER AA-28452	NUMBER OF SHEETS 2



MAGNUM TRAILER & EQUIPMENT INC.



FRACTIONS CHART

1/32	.03125	9/32	.28125	17/32	.53125	25/32	.78125
1/16	.0625	5/16	.3125	9/16	.5625	13/16	.8125
3/32	.09375	11/32	.34375	19/32	.59375	27/32	.84375
1/8	.125	3/8	.375	5/8	.625	7/8	.875
5/32	.15625	13/32	.40625	21/32	.65625	29/32	.90625
3/16	.1875	7/16	.4375	11/16	.6875	15/16	.9375
7/32	.21875	15/32	.46875	23/32	.71875	31/32	.96875
1/4	.25	1/2	.5	3/4	.75		

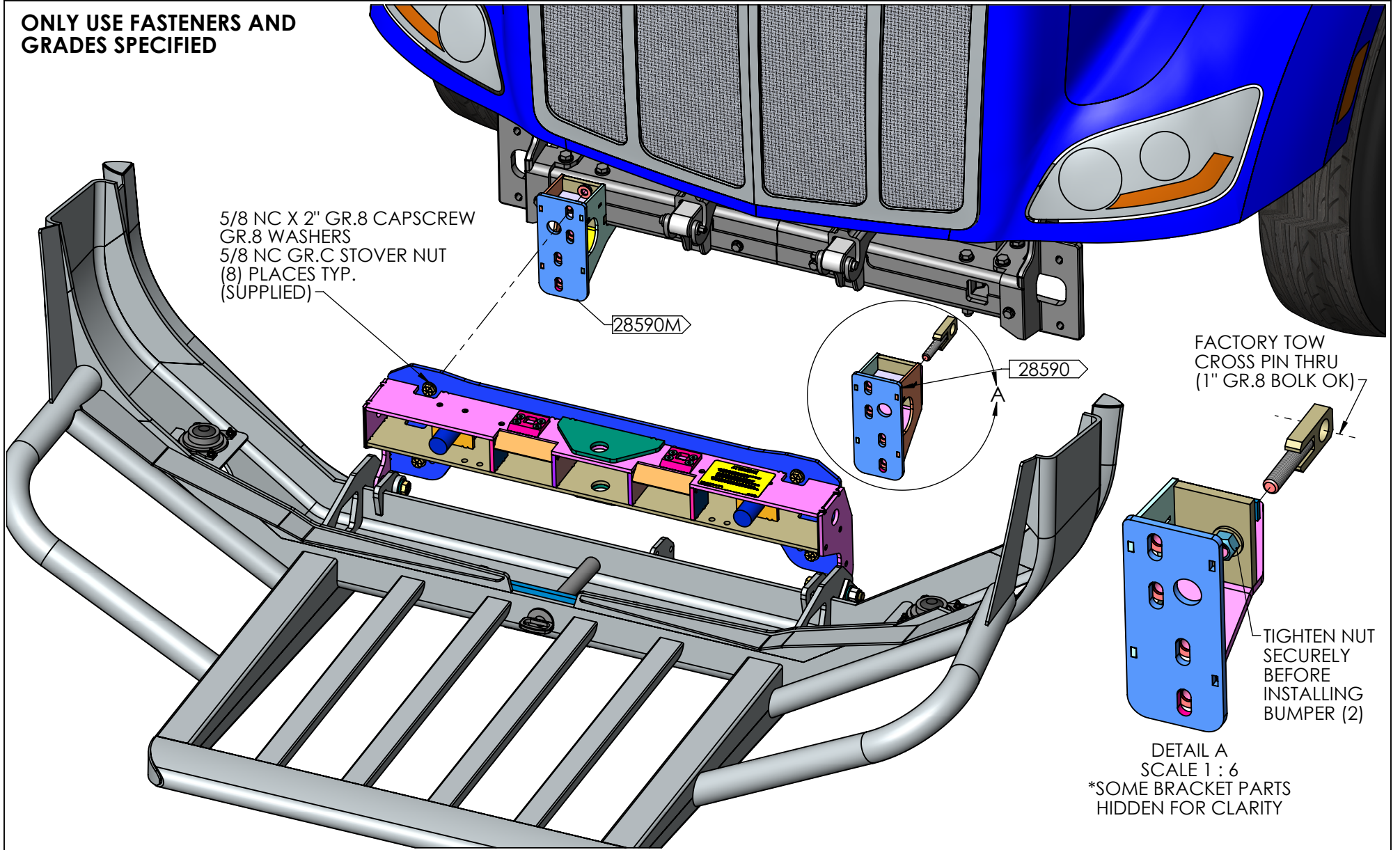
UNLESS OTHERWISE SPECIFIED DIMENSIONS ARE IN INCHES TOLERANCES ARE:

FRACTIONS	ANGLES
+/- 1/16"	+/- 1°
.XX"	.XXX"
+/- 0.03"	+/- 0.005"

DIMENSIONS TO SHARP POINTS

SHEET NAME		TITLE	
BRACKET INSTALL		17147 BUMPER ON 2013 PETERBILT 579	
CURRENT CUSTOMER	STOCK NUMBER	VENDOR NUMBER	WEIGHT - LB.
WO#	DRAWN BY	DRAWN DATE	REV.
	GW	2012-11-06	B
SCALE	MODELLER	DRAWING NUMBER	NUMBER OF SHEETS
1:8	GW	AA-28452	2

ONLY USE FASTENERS AND GRADES SPECIFIED



5/8 NC X 2" GR.8 CAPSCREW
GR.8 WASHERS
5/8 NC GR.C STOVER NUT
(8) PLACES TYP.
(SUPPLIED)

28590M

28590

FACTORY TOW
CROSS PIN THRU
(1" GR.8 BOLT OK)

TIGHTEN NUT
SECURELY
BEFORE
INSTALLING
BUMPER (2)

DETAIL A
SCALE 1 : 6
*SOME BRACKET PARTS
HIDDEN FOR CLARITY

**MAGNUM TRAILER
&
EQUIPMENT INC.**



FRACTIONS CHART

1/32	.03125	9/32	.28125	17/32	.53125	25/32	.78125
1/16	.0625	5/16	.3125	9/16	.5625	13/16	.8125
3/32	.09375	11/32	.34375	19/32	.59375	27/32	.84375
1/8	.125	3/8	.375	5/8	.625	7/8	.875
5/32	.15625	13/32	.40625	21/32	.65625	29/32	.90625
3/16	.1875	7/16	.4375	11/16	.6875	15/16	.9375
7/32	.21875	15/32	.46875	23/32	.71875	31/32	.96875
1/4	.25	1/2	.5	3/4	.75		

UNLESS OTHERWISE SPECIFIED
DIMENSIONS ARE IN INCHES
TOLERANCES ARE:

FRACTIONS	ANGLES
+/- 1/16"	+/- 1°
.XX"	.XXX"
+/- 0.03"	+/- 0.005"

DIMENSIONS TO SHARP POINTS

SHEET NAME		TITLE	
BUMPER INSTALL		17147 BUMPER ON 2013 PETERBILT 579	
CURRENT CUSTOMER	STOCK NUMBER	VENDOR NUMBER	WEIGHT - LB.
WO#	DRAWN BY	DRAWN DATE	REV.
	GW	2012-11-06	B
SCALE	MODELLER	DRAWING NUMBER	NUMBER OF SHEETS
1:12	GW	AA-28452	2