

NOTE:

2012+ MODEL YEAR:

1/2" X 2 GR8
GR 8 WASHER
1/2" GR8 NYLOCK NUT
TYP. (2)
(OR M12 10.9)

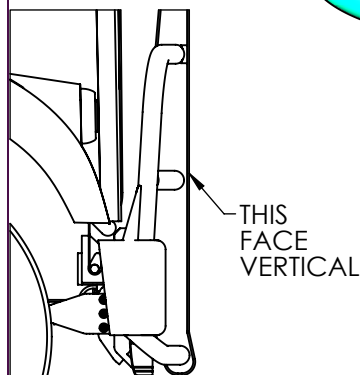
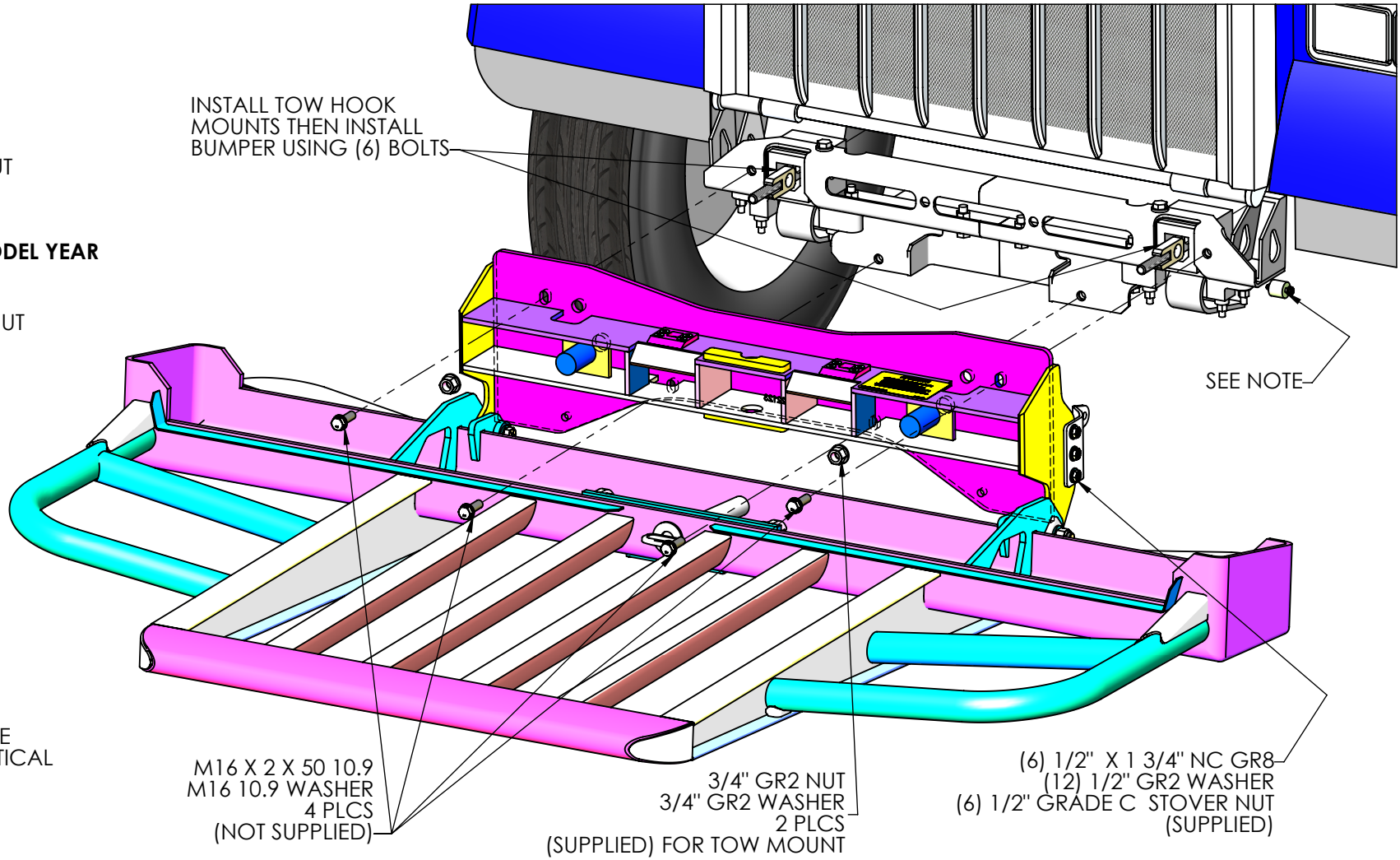
2011 & PREVIOUS MODEL YEAR

5/16" X 2 GR8
GR 8 WASHER
5/16" GR8 NYLOCK NUT
TYP. (2)
(OR M8 10.9)

(NOT SUPPLIED)

INSTALL TOW HOOK
MOUNTS THEN INSTALL
BUMPER USING (6) BOLTS

SEE NOTE



USE FASTENER GRADES SPECIFIED

MAGNUM TRAILER & EQUIPMENT INC.



PROCESS CODES

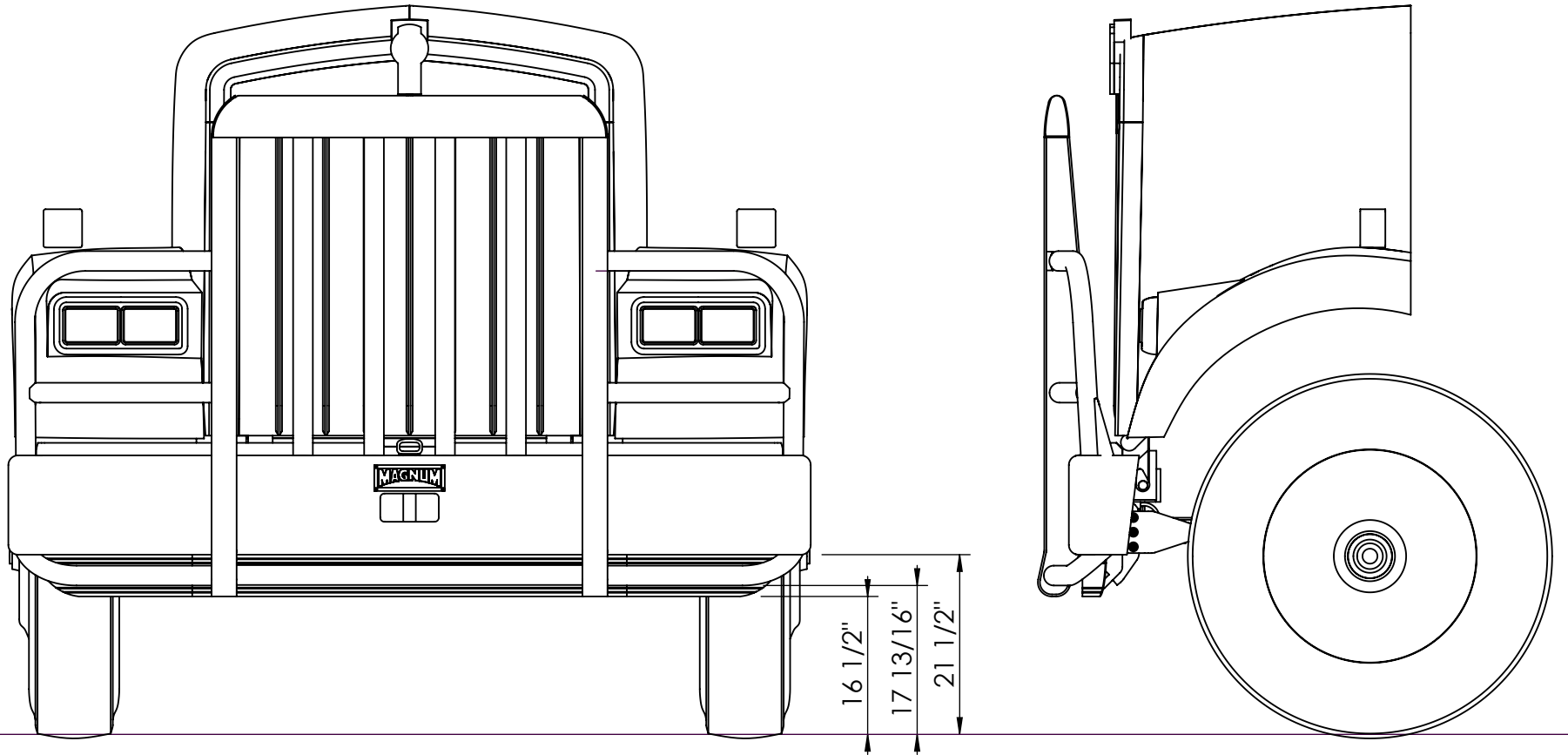
- A - MODIFY SURFACE FINISH
- B - BURN (FLAME)
- C - CUT TO LENGTH
- D - DRILL
- F - FORM
- H - HI DEF PLASMA
- K - CAST
- L - LASER
- M - MACHINE
- P - PUNCH
- Q - PAINT OR COATING
- R - ROLLED
- S - SHEAR
- T - TRIM
- V - LAYOUT
- W - WATER CUT
- X - EXTRUDE
- Y - MODIFY
- Z - HEAT TREAT

UNLESS OTHERWISE SPECIFIED
DIMENSIONS ARE IN INCHES
TOLERANCES ARE:

FRACTIONS ANGLES
+/- 1/16" +/- 1deg

DIMENSIONS TO SHARP POINTS

SHEET NAME INSTALL		TITLE 17101 BUMPER ON 2010 KENWORTH W900B	
CURRENT CUSTOMER	STOCK NUMBER	VENDOR NUMBER	WEIGHT - LB. 742.
WO#	DRAWN BY BS	DRAWN DATE 3/30/2010	REV. B
SCALE 1:12	MODELLER BS	DRAWING NUMBER AA-22112	NUMBER OF SHEETS



MAGNUM TRAILER & EQUIPMENT INC.



PROCESS CODES

- | | |
|---------------------------|----------------------|
| A - MODIFY SURFACE FINISH | Q - PAINT OR COATING |
| B - BURN (FLAME) | R - ROLLED |
| C - CUT TO LENGTH | S - SHEAR |
| D - DRILL | T - TRIM |
| F - FORM | V - LAYOUT |
| H - HI DEF PLASMA | W - WATER CUT |
| K - CAST | X - EXTRUDE |
| L - LASER | Y - MODIFY |
| M - MACHINE | Z - HEAT TREAT |
| P - PUNCH | |

UNLESS OTHERWISE SPECIFIED
DIMENSIONS ARE IN INCHES
TOLERANCES ARE:

FRACTIONS ANGLES
+/- 1/16" +/- 1deg

DIMENSIONS TO SHARP POINTS

SHEET NAME
SALES DIMENSIONS

CURRENT CUSTOMER

WO#

SCALE 1:20

TITLE
17101 BUMPER ON 2010 KENWORTH W900B

STOCK NUMBER

VENDOR NUMBER

WEIGHT - LB.

742.

DRAWN BY
BS

DRAWN DATE
3/30/2010

REV.
B

MODELLER
BS

DRAWING NUMBER
AA-22112

NUMBER OF SHEETS